

# LIKE A BOSS

## HOW TO GET YOUR PRACTICE EXAM



To purchase your MeasureUp practice exam, visit this URL:

<https://rb.gy/i9ekw7>

After you purchase your test voucher, look for an email from support@likeabosslearning which will have your MeasureUp registration key. You can now register the key, which you will see in your MeasureUp Learning Locker. You will have 180 days of access to the exam.

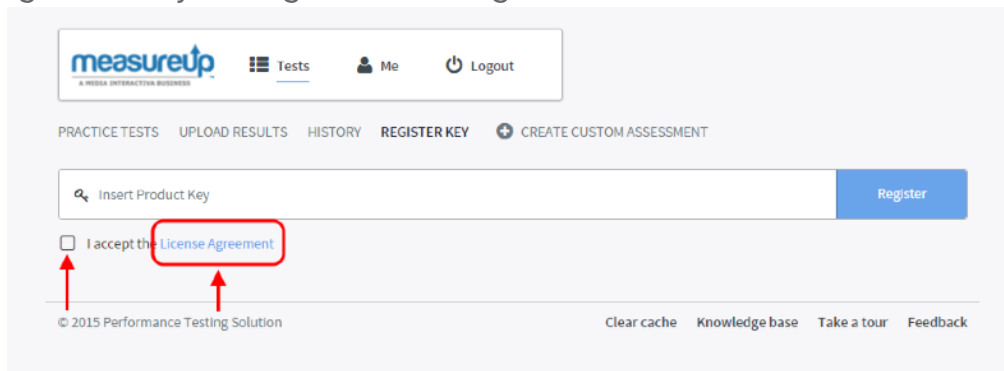
### Registering a MeasureUp Product Key

To register the product please follow these steps:

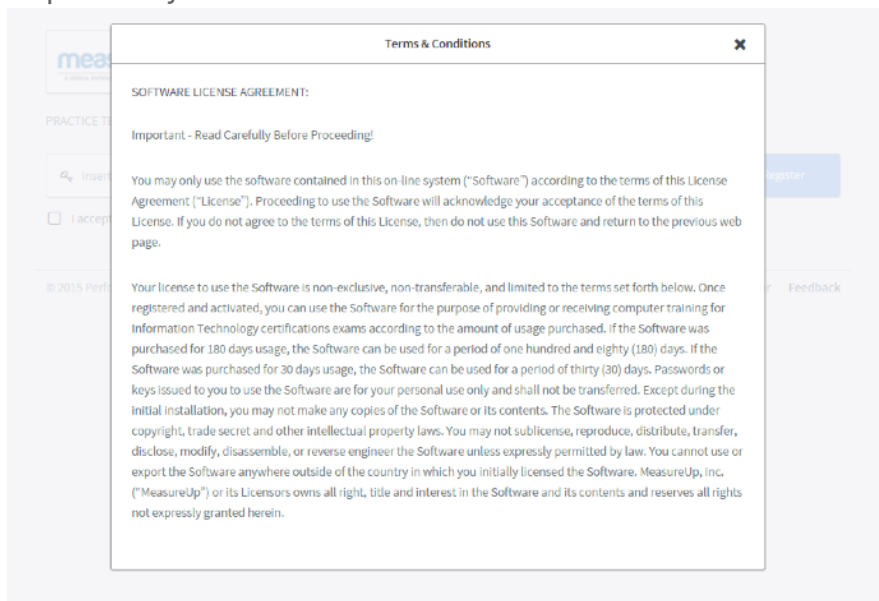
- 1) Log in and go to your Learning Locker. If you want more details about how to login, please see the article "[How to login.](#)"
- 2) Once in your Learning Locker, click the "Register Key" button on the toolbar.

The screenshot shows the MeasureUp Learning Locker interface. At the top, there is a navigation bar with the MeasureUp logo and links for 'Tests', 'Me', and 'Logout'. Below this, there is a toolbar with buttons for 'PRACTICE TESTS', 'UPLOAD RESULTS', 'HISTORY', 'REGISTER KEY' (highlighted with a red box and a red arrow), and 'CREATE CUSTOM ASSESSMENT'. There is also a search bar and a 'Filters' dropdown. The main content area displays several test cards, each with a title, status, score, and details. For example, one card shows 'Your Score: 0.00' and 'Assessment #1'. At the bottom, there is a footer with copyright information and links for 'Clear cache', 'Knowledge base', 'Take a tour', and 'Feedback'.

3) Read and consent to the License Agreement. You can access this Software License Agreement by clicking on "License Agreement" button.

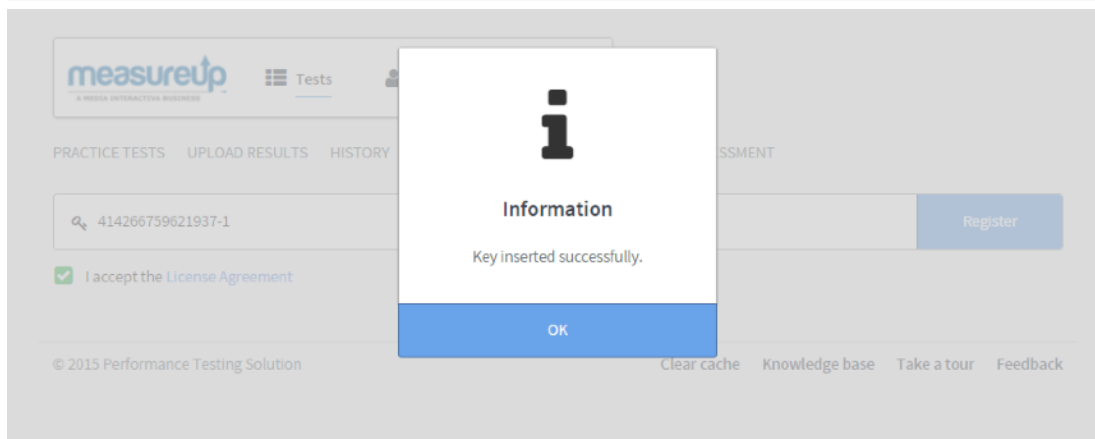
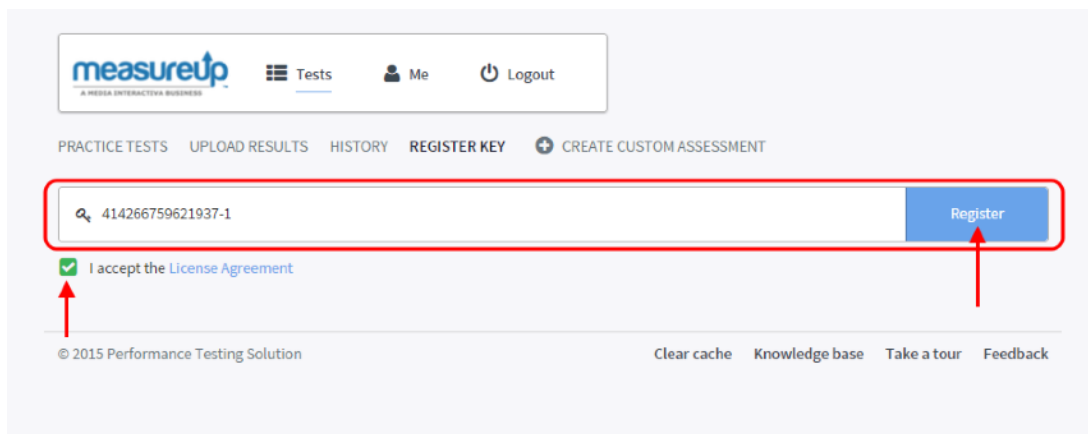


To proceed you must check the consent box.



4) Enter the Product Key in the box exactly as it was provided. This is usually fifteen numbers followed by a dash (-) and then up to four more numbers.

5) Click the "Register" button to complete key registration.



6) Return to the Practice Test view by clicking the “Practice Tests” button on the Learning Locker tool-bar. Your test is now available and you can begin. Click on the cube and then the blue “Begin Test” button of the product you wish to use and follow the instructions.