

SYSTEM32

IMPORTANT FILES

'System32' includes important files like 'cmd.exe', 'powershell.exe', and 'regedit.exe',

the art of concealing messages within other messages or media



HADESS

WWW.HADESS.IO

<https://t.me/learningnets>

THE FATE OF THE TREE IS TO BURN

SAYE



TABLE OF CONTENT

forfile

tttracer

ntoskrnl

hal.dll

winload.exe

ktpass

lodctr

macfile

mmc

mqbkup

msiexec

nfsadmin

tpmtool

tsecimp

wecutil

winrs

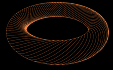
xcopy

waitfor

vssadmin

DTrace





SYSTEM32 IMPORTANT FILES

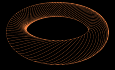
THE `System32` DIRECTORY IS A CRITICAL COMPONENT OF THE WINDOWS OPERATING SYSTEM, HOUSING ESSENTIAL SYSTEM FILES AND LIBRARIES THAT ARE VITAL FOR THE SYSTEM'S OPERATION. IN THE CONTEXT OF OFFENSIVE SECURITY, THIS DIRECTORY IS SIGNIFICANT BECAUSE IT CONTAINS EXECUTABLE FILES AND SCRIPTS THAT CAN BE LEVERAGED FOR SYSTEM ADMINISTRATION, AS WELL AS POTENTIALLY EXPLOITED FOR MALICIOUS PURPOSES.

HERE ARE SOME KEY POINTS ABOUT `System32` AND ITS IMPORTANCE IN OFFENSIVE SECURITY:

- * **CORE SYSTEM FILES:** `System32` INCLUDES IMPORTANT FILES LIKE `cmd.exe`, `powershell.exe`, AND `regedit.exe`, WHICH ARE OFTEN USED BY SYSTEM ADMINISTRATORS FOR MAINTENANCE TASKS AND BY SECURITY PROFESSIONALS FOR PENETRATION TESTING AND ETHICAL HACKING.
- * **POTENTIAL FOR EXPLOITATION:** MALICIOUS ACTORS MAY TARGET `System32` TO REPLACE OR MODIFY SYSTEM FILES WITH MALWARE. TOOLS LIKE `certutil` CAN BE MISUSED TO DOWNLOAD OR ENCODE MALICIOUS FILES, WHILE OTHERS LIKE `regsvr32` OR `mshta` CAN EXECUTE CODE WITHOUT TOUCHING THE DISK, THUS EVADING SOME ANTI-VIRUS SOLUTIONS [1](#).
- * **WRITE PERMISSIONS:** MODIFYING THE CONTENTS OF `System32` REQUIRES ELEVATED PRIVILEGES. SECURITY PROFESSIONALS MUST BE CAUTIOUS WHEN CHANGING PERMISSIONS OR OWNERSHIP TO AVOID COMPROMISING SYSTEM INTEGRITY [2](#).
- * **MALWARE DETECTION:** IT'S CRUCIAL TO MONITOR `System32` FOR ANY UNAUTHORIZED CHANGES OR ADDITIONS OF FILES, WHICH COULD INDICATE A SECURITY BREACH. REGULAR SCANNING FOR MALWARE AND ANOMALIES IS A STANDARD SECURITY PRACTICE.
- * **RECOVERY AND REPAIR:** IN THE EVENT OF SYSTEM FILE CORRUPTION OR MALWARE INFECTION, TOOLS LIKE `sfc /scannow` CAN BE USED TO REPAIR OR RESTORE THE INTEGRITY OF `System32` FILES.

IN OFFENSIVE SECURITY, UNDERSTANDING THE ROLE AND CONTENTS OF THE `System32` DIRECTORY IS ESSENTIAL FOR BOTH DEFENDING AGAINST AND CONDUCTING ETHICAL PENETRATION TESTS. IT'S A DOUBLE-EDGED SWORD THAT REQUIRES CAREFUL HANDLING TO ENSURE SYSTEM SECURITY AND INTEGRITY. ALWAYS REMEMBER TO OPERATE WITHIN LEGAL AND ETHICAL BOUNDARIES WHEN DEALING WITH SYSTEM FILES AND DIRECTORIES.





FORFILE

THE `forfiles` COMMAND IN WINDOWS IS A POWERFUL TOOL FOR SELECTING AND EXECUTING COMMANDS ON FILES WITHIN A SPECIFIED DIRECTORY OR ITS SUBDIRECTORIES. ITS SYNTAX AND PARAMETERS ALLOW FOR FLEXIBLE FILE SELECTION AND ACTION EXECUTION. LET'S DELVE INTO ITS COMPONENTS:

```
forfiles [/P pathname] [/M searchmask] [/S] [/C command] [/D  
[+ | -] [{<date> | <days>}]
```



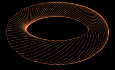
PARAMETERS

- * `/P <pathname>`: SPECIFIES THE STARTING PATH FOR THE SEARCH. DEFAULT IS THE CURRENT DIRECTORY.
- * `/M <searchmask>`: DEFINES THE SEARCH PATTERN FOR FILES. DEFAULT IS `*`.
- * `/S`: INDICATES SEARCHING RECURSIVELY WITHIN SUBDIRECTORIES.
- * `/C <command>`: EXECUTES THE SPECIFIED COMMAND ON EACH SELECTED FILE. COMMAND STRINGS SHOULD BE ENCLOSED IN DOUBLE QUOTES.
- * `/D [{+\\|-}] [{<date> | <days>}]`: SELECTS FILES BASED ON LAST MODIFIED DATE WITHIN THE SPECIFIED TIME FRAME.

REMARKS

- * SIMILAR TO `dir /S`, `/S` ENABLES RECURSIVE SEARCHING.
- * VARIABLES LIKE `@FILE`, `@FNAME`, `@EXT` CAN BE USED IN THE COMMAND STRING TO REPRESENT FILE ATTRIBUTES.
- * SUPPORTS ABSOLUTE OR RELATIVE DATE SELECTION WITH `/D` PARAMETER.
- * SPECIAL CHARACTERS CAN BE INCLUDED IN THE COMMAND LINE USING HEXADECIMAL CODE.






EXAMPLES

LIST ALL BATCH FILES ON DRIVE C:

```
forfiles /P c:\ /S /M *.bat /C "cmd /c echo @file is a batch file" 
```


LIST ALL DIRECTORIES ON DRIVE C:

```
forfiles /P c:\ /S /M * /C "cmd /c if @isdir==TRUE echo @file is a directory" 
```

LIST FILES AT LEAST ONE YEAR OLD IN THE CURRENT DIRECTORY:

```
forfiles /S /M *.* /D -365 /C "cmd /c echo @file is at least one year old." 
```

DISPLAY "FILE IS OUTDATED" FOR FILES OLDER THAN JANUARY 1, 2007:

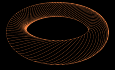
```
forfiles /S /M *.* /D -01/01/2007 /C "cmd /c echo @file is outdated." 
```

LIST FILE NAME EXTENSIONS IN COLUMN FORMAT WITH A TAB BEFORE THE EXTENSION:

```
forfiles /S /M *.* /C "cmd /c echo The extension of @file is 0x09@ext" 
```

THE `forfiles` COMMAND PROVIDES A VERSATILE MEANS OF BATCH PROCESSING FILES IN WINDOWS ENVIRONMENTS, OFFERING A RANGE OF OPTIONS FOR FILE SELECTION AND COMMAND EXECUTION.





TTTRACER

`tttracer` IS A TOOL INTRODUCED BY WINDOWS 10 VERSION 1809 AND LATER VERSIONS, DESIGNED FOR DEBUG TIME TRAVEL. IT PROVIDES FUNCTIONALITIES FOR DEBUGGING AND DUMPING PROCESSES ON WINDOWS SYSTEMS. BELOW ARE THE KEY DETAILS REGARDING `tttracer`:




PURPOSE AND USAGE

`tttracer` FACILITATES DEBUG TIME TRAVEL, OFFERING CAPABILITIES FOR BOTH EXECUTION AND DUMPING OF PROCESSES. IT CAN BE USED TO EXECUTE OTHER BINARIES WITH ELEVATED PRIVILEGES, AS WELL AS TO DUMP PROCESSES BY PID.

PATHS

- * C:\Windows\System32\tttracer.exe
- * C:\Windows\SysWOW64\tttracer.exe

RESOURCES

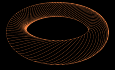
- * [TWEET BY ONUR ULUSOY](#) 
- * [TWEET BY MATT GRAEBER](#) 
- * [CIFS PROTOCOL MAILING LIST ARCHIVE](#) 

ACKNOWLEDGEMENTS

`tttracer` HAS RECEIVED ACKNOWLEDGMENT FROM NOTABLE SECURITY RESEARCHERS:

- * ONUR ULUSOY (@OULUSOYUM)
- * MATT GRAEBER (@MATTIFESTATION)





DETECTION

DETECTION OF `tttracer` CAN BE ACHIEVED THROUGH VARIOUS MEANS:

- * SIGMA RULES:
 - * `proc_creation_win_lolbin_tttracer_mod_load.yml`
 - * `image_load_tttracer_mod_load.yml`
- * ELASTIC DETECTION RULE:
 - * `credential_access_cmdline_dump_tool.toml`
- * INDICATORS OF COMPROMISE (IOCs):
 - * PARENT-CHILD RELATIONSHIP: `tttracer` AS THE PARENT FOR EXECUTED COMMANDS

EXECUTION

EXECUTING BINARIES WITH `tttracer` INVOLVES THE FOLLOWING COMMAND FORMAT:

```
tttracer.exe C:\windows\system32\calc.exe
```



- * **USE CASE:** SPAWNING PROCESSES USING OTHER BINARIES
- * **PRIVILEGES REQUIRED:** ADMINISTRATOR
- * **SUPPORTED OPERATING SYSTEMS:** WINDOWS 10 VERSION 1809 AND NEWER, WINDOWS 11
- * **ATT&CK® TECHNIQUE:** T1127 - TRUSTED DEVELOPER UTILITIES PROXY EXECUTION

DUMPING

DUMPING PROCESSES USING `tttracer` IS ACCOMPLISHED WITH THE FOLLOWING COMMAND FORMAT:

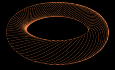
```
TTTracer.exe -dumpFull -attach pid
```



- * **USE CASE:** DUMPING PROCESSES BY PID
- * **PRIVILEGES REQUIRED:** ADMINISTRATOR
- * **SUPPORTED OPERATING SYSTEMS:** WINDOWS 10 VERSION 1809 AND NEWER, WINDOWS 11
- * **ATT&CK® TECHNIQUE:** T1003 - OS CREDENTIAL DUMPING

`tttracer` SERVES AS A VALUABLE TOOL FOR DEBUGGING AND PROCESS ANALYSIS, BUT ITS CAPABILITIES ALSO POSE POTENTIAL SECURITY RISKS, ESPECIALLY WHEN LEVERAGED BY ATTACKERS FOR MALICIOUS PURPOSES. THEREFORE, THOROUGH MONITORING AND DETECTION MECHANISMS ARE ESSENTIAL FOR IDENTIFYING AND MITIGATING POTENTIAL THREATS ASSOCIATED WITH ITS USAGE.





NTOSKRNL

`ntoskrnl.exe` (AND `ntkrnlpa.exe` ON SYSTEMS WITH PHYSICAL ADDRESS EXTENSION SUPPORT) IS THE KERNEL IMAGE FOR THE FAMILY OF MICROSOFT WINDOWS NT OPERATING SYSTEMS. IT RESIDES IN THE `System32` DIRECTORY AND SERVES AS A FUNDAMENTAL COMPONENT OF THE WINDOWS NT KERNEL SPACE. HERE'S A DETAILED OVERVIEW OF `ntoskrnl`:

PURPOSE AND FUNCTIONALITY

`ntoskrnl.exe` IS RESPONSIBLE FOR PROVIDING THE MICROKERNEL AND EXECUTIVE LAYERS OF THE WINDOWS NT KERNEL SPACE. IT PLAYS A CRUCIAL ROLE IN SYSTEM SERVICES SUCH AS:

- * HARDWARE VIRTUALIZATION
- * PROCESS MANAGEMENT
- * MEMORY MANAGEMENT
- * CACHE MANAGEMENT
- * SECURITY REFERENCE MONITORING
- * TASK SCHEDULING

EXPORT LISTING

THE `ntoskrnl` EXPORT LIST CONTAINS VARIOUS FUNCTIONS AND STRUCTURES CRITICAL FOR THE OPERATION OF THE WINDOWS NT KERNEL. THESE INCLUDE:

- * CACHE MANAGER FUNCTIONS (`CcCanIWrite`, `CcCopyRead`, `CcCopyWrite`, ETC.)
- * MEMORY MANAGEMENT STRUCTURES (`KPROCESS`, `DISPATCHER HEADER`, `MMVAD`, ETC.)
- * MEMORY PROTECTION CONSTANTS

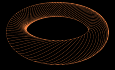
MEMORY PROTECTION CONSTANTS

THE MEMORY PROTECTION CONSTANTS DEFINE THE PROTECTION ATTRIBUTES OF MEMORY PAGES. THEY INCLUDE VALUES FOR PROTECTION LEVELS SUCH AS:

- * READ-ONLY
- * READ-WRITE
- * EXECUTE
- * GUARD PAGE
- * WRITE-COMBINED
- * UNCACHED

THESE CONSTANTS ARE ESSENTIAL FOR MANAGING MEMORY ACCESS AND SECURITY WITHIN THE KERNEL.





HAL.DLL

`hall.dll` IS A CRITICAL SYSTEM FILE IN WINDOWS OPERATING SYSTEMS RESPONSIBLE FOR HARDWARE ABSTRACTION LAYER (HAL) FUNCTIONALITIES. IT FACILITATES COMMUNICATION BETWEEN HARDWARE AND THE OPERATING SYSTEM KERNEL. WHILE `hall.dll` ITSELF ISN'T TYPICALLY DIRECTLY INVOKED BY USERS, UNDERSTANDING ITS FUNCTIONS AND POTENTIAL MISUSE CAN BE IMPORTANT FOR SYSTEM ANALYSIS AND SECURITY. BELOW, I'LL PROVIDE AN OVERVIEW OF `hall.dll`, ITS IMPORTANCE, AND POTENTIAL METHODS FOR ABUSE:

OVERVIEW

`hall.dll` (HARDWARE ABSTRACTION LAYER) PROVIDES A UNIFIED INTERFACE FOR THE OPERATING SYSTEM TO INTERACT WITH HARDWARE COMPONENTS. IT ABSTRACTS HARDWARE-SPECIFIC COMPLEXITIES, ALLOWING THE OPERATING SYSTEM TO REMAIN HARDWARE-INDEPENDENT.

IMPORTANCE

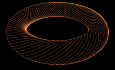
- * **HARDWARE INTERACTION:** `hall.dll` ENABLES THE OPERATING SYSTEM TO COMMUNICATE WITH VARIOUS HARDWARE COMPONENTS, INCLUDING CPUs, MEMORY, AND I/O DEVICES.
- * **SYSTEM STABILITY:** PROPER FUNCTIONING OF `hall.dll` IS CRUCIAL FOR SYSTEM STABILITY AND PERFORMANCE. ANY ISSUES WITH THIS FILE CAN LEAD TO SYSTEM FAILURES OR INSTABILITY.

METHODS FOR ABUSE

1. **DLL INJECTION:** MALICIOUS ACTORS MAY INJECT CODE INTO `hall.dll` TO GAIN UNAUTHORIZED ACCESS TO SYSTEM RESOURCES OR TO EVADE DETECTION.

```
# Example of injecting code into hall.dll using PowerShell
$bytes = [System.IO.File]::ReadAllBytes("malicious_code.dll")
[Reflection.Assembly]::Load($bytes)
```





WINLOAD.EXE

`winload.exe` IS A CRITICAL SYSTEM FILE IN WINDOWS OPERATING SYSTEMS RESPONSIBLE FOR LOADING THE WINDOWS KERNEL (`ntoskrnl.exe`) AND ESSENTIAL DEVICE DRIVERS DURING THE BOOT PROCESS. UNDERSTANDING `winload.exe`, ITS FUNCTIONALITIES, AND POTENTIAL METHODS FOR ABUSE IS ESSENTIAL FOR SYSTEM ANALYSIS AND SECURITY. BELOW, I'LL PROVIDE AN OVERVIEW OF `winload.exe`, ITS IMPORTANCE, AND POTENTIAL METHODS FOR ABUSE:

OVERVIEW


`winload.exe` IS THE WINDOWS BOOT LOADER, RESPONSIBLE FOR INITIALIZING THE WINDOWS KERNEL AND ESSENTIAL DRIVERS DURING THE BOOT PROCESS. IT IS LOCATED IN THE `\Windows\System32` DIRECTORY AND IS INVOKED BY THE SYSTEM'S BOOT MANAGER (`bootmgr`) DURING SYSTEM STARTUP.

IMPORTANCE

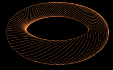
- * **BOOT PROCESS INITIATION:** `winload.exe` PLAYS A CRUCIAL ROLE IN INITIALIZING THE WINDOWS KERNEL (`ntoskrnl.exe`) AND ESSENTIAL DEVICE DRIVERS, ENSURING THE SUCCESSFUL BOOTING OF THE OPERATING SYSTEM.
- * **SYSTEM INTEGRITY:** PROPER FUNCTIONING OF `winload.exe` IS ESSENTIAL FOR THE STABILITY AND SECURITY OF THE OPERATING SYSTEM. ANY ISSUES WITH THIS FILE CAN LEAD TO BOOT FAILURES OR SYSTEM INSTABILITY.

METHODS FOR ABUSE

1. **BOOTKIT INSTALLATION:** MALICIOUS ACTORS MAY REPLACE OR MODIFY `winload.exe` TO INSTALL A BOOTKIT, A TYPE OF MALWARE THAT EXECUTES BEFORE THE OPERATING SYSTEM LOADS. BOOTKITS CAN BE USED FOR VARIOUS MALICIOUS PURPOSES, INCLUDING ROOTKIT INSTALLATION, DATA THEFT, OR BACKDOOR ACCESS.

REM Example of replacing `winload.exe` with a malicious version 
copy `malicious_winload.exe` `C:\Windows\System32\winload.exe`



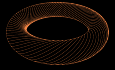


KTPASS

`ktpass` IS A COMMAND-LINE TOOL USED IN WINDOWS SERVER ENVIRONMENTS TO CONFIGURE THE SERVER PRINCIPAL NAME FOR HOSTS OR SERVICES IN ACTIVE DIRECTORY DOMAIN SERVICES (AD DS) AND GENERATE A `.keytab` FILE CONTAINING THE SHARED SECRET KEY OF THE SERVICE. UNDERSTANDING `ktpass` AND ITS CAPABILITIES IS CRUCIAL FOR CONFIGURING KERBEROS AUTHENTICATION FOR NON-WINDOWS SERVICES AND ENSURING SECURE INTEROPERABILITY WITH WINDOWS ENVIRONMENTS. BELOW IS AN OVERVIEW OF `ktpass`, ITS SYNTAX, AND POTENTIAL METHODS FOR ABUSE:

```
ktpass
[/out <filename>]
[/princ <principalname>]
[/mapuser <useraccount>]
[/mapop {add|set}]
[{-|+}desonly]
[/in <filename>]
[/pass {password|*|{-|+}rndpass}]
[/minpass]
[/maxpass]
[/crypto {DES-CBC-CRC|DES-CBC-MD5|RC4-HMAC-NT|AES256-
SHA1|AES128-SHA1|All}]
[/itercount]
[/ptype {KRB5_NT_PRINCIPAL|KRB5_NT_SRV_INST|KRB5_NT_SRV_HST}]
[/kvno <keyversionnum>]
[/answer {-|+}]
[/target]
[/rawsalt]
[{-|+}dumpsalt]
[{-|+}setupn]
[{-|+}setpass <password>]
[/?|/h|/help]
```





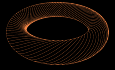
PARAMETERS

- * `/out <filename>`: SPECIFIES THE NAME OF THE `.keytab` FILE TO GENERATE.
- * `/princ <principalname>`: SPECIFIES THE PRINCIPAL NAME IN THE FORM `host/computer.contoso.com@CONTOSO.COM`.
- * `/mapuser <useraccount>`: MAPS THE KERBEROS PRINCIPAL SPECIFIED BY `/princ` TO THE SPECIFIED DOMAIN ACCOUNT.
- * `/mapop {add|set}`: SPECIFIES HOW THE MAPPING ATTRIBUTE IS SET.
- * `/pass {password|*|{-|+}rndpass}`: SPECIFIES A PASSWORD FOR THE PRINCIPAL USER NAME.
- * `/crypto {DES-CBC-CRC|DES-CBC-MD5|RC4-HMAC-NT|AES256-SHA1|AES128-SHA1|All}`: SPECIFIES THE CRYPTOGRAPHIC TYPES TO BE USED.
- * `/ptype {KRB5_NT_PRINCIPAL|KRB5_NT_SRV_INST|KRB5_NT_SRV_HST}`: SPECIFIES THE PRINCIPAL TYPE.
- * `/answer {-|+}`: SETS THE BACKGROUND ANSWER MODE.
- * `/target`: SETS WHICH DOMAIN CONTROLLER TO USE.

METHODS FOR ABUSE

- 1. KEYTAB FILE MANIPULATION:** ATTACKERS MAY ABUSE `ktpass` TO GENERATE MALICIOUS `.keytab` FILES CONTAINING MANIPULATED SERVICE PRINCIPAL NAMES OR CRYPTOGRAPHIC KEYS, ENABLING UNAUTHORIZED ACCESS TO KERBEROS-PROTECTED SERVICES.
- 2. CREDENTIAL THEFT:** MALICIOUS ACTORS MAY USE `ktpass` TO SET UP IDENTITY MAPPINGS AND GENERATE `.keytab` FILES WITH PASSWORDS OF COMPROMISED USER ACCOUNTS, FACILITATING UNAUTHORIZED AUTHENTICATION TO SERVICES.
- 3. CRYPTOGRAPHIC WEAKNESSES:** IMPROPER USE OF CRYPTOGRAPHIC SETTINGS IN `ktpass`, SUCH AS CHOOSING WEAK ENCRYPTION ALGORITHMS OR INADEQUATE KEY LENGTHS, MAY EXPOSE THE KERBEROS INFRASTRUCTURE TO CRYPTOGRAPHIC ATTACKS AND COMPROMISE SECURITY.





LODCTR

`lodctr` IS A COMMAND-LINE TOOL USED IN WINDOWS SERVER ENVIRONMENTS TO REGISTER OR SAVE PERFORMANCE COUNTER NAME AND REGISTRY SETTINGS IN A FILE AND DESIGNATE TRUSTED SERVICES. UNDERSTANDING `lodctr` AND ITS CAPABILITIES IS ESSENTIAL FOR MANAGING PERFORMANCE COUNTER CONFIGURATIONS EFFECTIVELY AND SECURELY. BELOW IS AN OVERVIEW OF `lodctr`, ITS SYNTAX, AND POTENTIAL METHODS FOR ABUSE:

```
lodctr <filename> [/s:<filename>] [/r[:<filename>]] [/t:  
<servicename>] [/?]
```



PARAMETERS

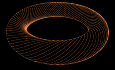
- * `<filename>`: SPECIFIES THE NAME OF THE INITIALIZATION FILE THAT REGISTERS THE PERFORMANCE COUNTER NAME SETTINGS AND EXPLANATORY TEXT.
- * `/s:<filename>`: SPECIFIES THE NAME OF THE FILE TO WHICH THE PERFORMANCE COUNTER REGISTRY SETTINGS AND EXPLANATORY TEXT ARE SAVED.
- * `/r[:<filename>]`: RESTORES COUNTER REGISTRY SETTINGS AND EXPLANATORY TEXT FROM CURRENT REGISTRY SETTINGS AND CACHED PERFORMANCE FILES RELATED TO THE REGISTRY. IF `<filename>` IS PROVIDED, IT SPECIFIES THE NAME OF THE FILE THAT RESTORES THE PERFORMANCE COUNTER REGISTRY SETTINGS AND EXPLANATORY TEXT.
- * `/t:<servicename>`: INDICATES THAT SERVICE `<servicename>` IS TRUSTED.
- * `/?`: DISPLAYS HELP AT THE COMMAND PROMPT.

METHODS FOR ABUSE

1. **PERFORMANCE COUNTER CONFIGURATION MANIPULATION:** MALICIOUS ACTORS MAY ABUSE `lodctr` TO MANIPULATE PERFORMANCE COUNTER CONFIGURATIONS, POTENTIALLY IMPACTING SYSTEM MONITORING AND DIAGNOSTIC CAPABILITIES. FOR EXAMPLE, THEY COULD DISABLE CRITICAL PERFORMANCE COUNTERS USED FOR MONITORING SYSTEM HEALTH OR MASK MALICIOUS ACTIVITIES BY MANIPULATING COUNTER VALUES.

```
REM Example of disabling performance counters related to  
security monitoring  
lodctr /r:"malicious_counters.ini"
```





MACFILE

`macfile` IS A COMMAND-LINE TOOL USED IN WINDOWS SERVER ENVIRONMENTS TO MANAGE FILE SERVER FOR MACINTOSH SERVERS, VOLUMES, DIRECTORIES, AND FILES. IT ENABLES ADMINISTRATORS TO AUTOMATE ADMINISTRATIVE TASKS RELATED TO MACINTOSH-ACCESSIBLE VOLUMES AND FILES. BELOW IS AN OVERVIEW OF `macfile`, ITS SYNTAX, AND POTENTIAL METHODS FOR ABUSE:

```
macfile <command> [<options>]
```



COMMANDS

* DIRECTORY MANAGEMENT:

- * `directory`: MODIFY DIRECTORIES IN MACINTOSH-ACCESSIBLE VOLUMES.

* FILE MANAGEMENT:

- * `forkize`: JOIN A MACINTOSH FILE'S DATA AND RESOURCE FORKS.

* SERVER CONFIGURATION:

- * `server`: CHANGE THE SIGN-IN MESSAGE AND LIMIT SESSIONS.

* VOLUME MANAGEMENT:

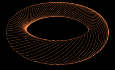
- * `volume`: ADD, CHANGE, OR REMOVE MACINTOSH-ACCESSIBLE VOLUMES.

METHODS FOR ABUSE

1. **UNAUTHORIZED VOLUME MODIFICATIONS:** MALICIOUS ACTORS MAY ABUSE THE `macfile volume` COMMAND TO ADD, CHANGE, OR REMOVE MACINTOSH-ACCESSIBLE VOLUMES WITHOUT PROPER AUTHORIZATION, POTENTIALLY DISRUPTING FILE ACCESS OR INTEGRITY.

```
REM Example of adding a malicious volume accessible to guests  
without a password  
macfile volume /add /name:MaliciousVolume /guestsallowed:true  
/path:C:\Malicious
```





MMC

`mmc` (MICROSOFT MANAGEMENT CONSOLE) IS A VERSATILE MANAGEMENT TOOL USED IN WINDOWS ENVIRONMENTS TO HOST AND INTERACT WITH VARIOUS MANAGEMENT SNAP-INS, SUCH AS DEVICE MANAGER, DISK MANAGEMENT, EVENT VIEWER, AND MORE. BELOW IS AN OVERVIEW OF `mmc`, ITS SYNTAX, AND POTENTIAL METHODS FOR ABUSE:

```
mmc <path>\<filename>.msc [/a] [/64] [/32]
```



PARAMETERS

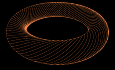
- * `<path>\<filename>.msc`: STARTS MMC AND OPENS A SAVED CONSOLE. YOU SPECIFY THE COMPLETE PATH AND FILENAME FOR THE SAVED CONSOLE FILE. IF NOT SPECIFIED, MMC OPENS A NEW CONSOLE.
- * `/a`: OPENS A SAVED CONSOLE IN AUTHOR MODE, ALLOWING CHANGES TO BE MADE TO SAVED CONSOLES.
- * `/64`: OPENS THE 64-BIT VERSION OF MMC (MMC64). USE ONLY ON MICROSOFT 64-BIT OPERATING SYSTEMS WHEN YOU WANT TO USE A 64-BIT SNAP-IN.
- * `/32`: OPENS THE 32-BIT VERSION OF MMC (MMC32). USEFUL ON MICROSOFT 64-BIT OPERATING SYSTEMS TO RUN 32-BIT SNAP-INS.

METHODS FOR ABUSE

1. **EXECUTION OF MALICIOUS SNAP-INS:** ATTACKERS MIGHT ABUSE `mmc` TO EXECUTE MALICIOUS SNAP-INS, ALLOWING THEM TO PERFORM UNAUTHORIZED ACTIONS ON THE SYSTEM OR GATHER SENSITIVE INFORMATION.

```
REM Example of opening a malicious snap-in to perform  
unauthorized actions  
mmc C:\Path\To\MaliciousSnapIn.msc
```





MQBKUP

mqbkup IS A COMMAND-LINE UTILITY USED TO BACK UP AND RESTORE MSMQ (MICROSOFT MESSAGE QUEUING) MESSAGE FILES AND REGISTRY SETTINGS. BELOW IS AN OVERVIEW OF mqbkup, ITS SYNTAX, AND POTENTIAL METHODS FOR ABUSE:

```
mqbkup {/b | /r} <folder_path_to_storage_device>
```



PARAMETERS

- * /b: SPECIFIES THE BACKUP OPERATION.
- * /r: SPECIFIES THE RESTORE OPERATION.
- * <folder_path_to_storage_device>: SPECIFIES THE PATH WHERE THE MSMQ MESSAGE FILES AND REGISTRY SETTINGS ARE STORED.

METHODS FOR ABUSE

1. **UNAUTHORIZED BACKUP:** MALICIOUS ACTORS MIGHT ABUSE mqbkup TO PERFORM UNAUTHORIZED BACKUPS OF MSMQ MESSAGE FILES AND REGISTRY SETTINGS, POTENTIALLY ACCESSING SENSITIVE INFORMATION OR INTERCEPTING COMMUNICATIONS.

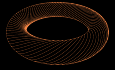
```
REM Example of unauthorized backup of MSMQ message files and registry settings  
mqbkup /b C:\UnauthorizedBackup
```



2. **UNAUTHORIZED RESTORE:** ATTACKERS COULD ABUSE mqbkup TO PERFORM UNAUTHORIZED RESTORES OF MSMQ MESSAGES AND REGISTRY SETTINGS, POTENTIALLY INJECTING MALICIOUS MESSAGES OR COMPROMISING SYSTEM INTEGRITY.

```
REM Example of unauthorized restore of MSMQ messages and registry settings  
mqbkup /r C:\UnauthorizedRestore
```





MSIEXEC

`msiexec` IS A POWERFUL COMMAND-LINE UTILITY FOR INSTALLING, MODIFYING, AND PERFORMING OPERATIONS ON WINDOWS INSTALLER PACKAGES. HERE'S AN OVERVIEW OF `msiexec`, ITS SYNTAX, AND POTENTIAL METHODS FOR ABUSE:

INSTALL OPTIONS

`msiexec` PROVIDES VARIOUS OPTIONS FOR INSTALLING WINDOWS INSTALLER PACKAGES:

```
msiexec.exe [/i][/a][/j{u|m|g|/t}]/x <path_to_package>
```

- * `/i`: NORMAL INSTALLATION.
- * `/a`: ADMINISTRATIVE INSTALLATION.
- * `/j`: ADVERTISE THE PRODUCT TO USERS OR MACHINES.
- * `/x`: UNINSTALL THE PACKAGE.

DISPLAY OPTIONS

DISPLAY OPTIONS CONFIGURE WHAT A USER SEES DURING THE INSTALLATION PROCESS:

```
msiexec.exe /i <path_to_package> [/quiet][/passive]  
[/q{n|b|r|f}]
```

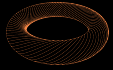
- * `/quiet`: QUIET MODE WITH NO USER INTERACTION.
- * `/passive`: UNATTENDED MODE SHOWING ONLY A PROGRESS BAR.
- * `/qn`: NO UI DURING THE INSTALLATION PROCESS.
- * `/qb`: BASIC UI DURING INSTALLATION.
- * `/qr`: REDUCED UI EXPERIENCE.
- * `/qf`: FULL UI EXPERIENCE.

RESTART OPTIONS

CONTROL THE SYSTEM RESTART BEHAVIOR AFTER INSTALLATION:

```
msiexec.exe /i <path_to_package> [/norestart][/promptrestart]  
[/forcerestart]
```





NFSADMIN

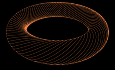
`nfsadmin` IS A COMMAND-LINE UTILITY USED TO ADMINISTER SERVER FOR NFS OR CLIENT FOR NFS ON WINDOWS SERVERS. BELOW IS AN OVERVIEW OF `nfsadmin`, ITS SYNTAX, AND POTENTIAL METHODS FOR ABUSE:

```
nfsadmin server [computername] [-u Username [-p Password]] -l
nfsadmin server [computername] [-u Username [-p Password]] -r
{client | all}
nfsadmin server [computername] [-u Username [-p Password]]
{start | stop}
nfsadmin server [computername] [-u Username [-p Password]]
config option[...]
nfsadmin server [computername] [-u Username [-p Password]]
creategroup <name>
nfsadmin server [computername] [-u Username [-p Password]]
listgroups
nfsadmin server [computername] [-u Username [-p Password]]
deletegroup <name>
nfsadmin server [computername] [-u Username [-p Password]]
renamegroup <oldname> <newname>
nfsadmin server [computername] [-u Username [-p Password]]
addmembers <hostname>[...]
nfsadmin server [computername] [-u Username [-p Password]]
listmembers
nfsadmin server [computername] [-u Username [-p Password]]
deletemembers <hostname><groupname>[...]
nfsadmin client [computername] [-u Username [-p Password]]
{start | stop}
nfsadmin client [computername] [-u Username [-p Password]]
config option[...]
```

GENERAL PARAMETERS

- * `computername`: SPECIFIES THE REMOTE COMPUTER TO ADMINISTER.
- * `-u Username`: SPECIFIES THE USERNAME WITH WHICH TO AUTHENTICATE.
- * `-p Password`: SPECIFIES THE PASSWORD FOR THE SPECIFIED USER.





REFSUTIL

ReFSUtil IS A POWERFUL TOOL INCLUDED IN WINDOWS SERVER AND WINDOWS 10 FOR DIAGNOSING AND SALVAGING HEAVILY DAMAGED REFS (RESILIENT FILE SYSTEM) VOLUMES. HERE'S AN OVERVIEW OF ReFSUtil, ITS PARAMETERS, AND POTENTIAL METHODS FOR ABUSE:

PARAMETERS

- * <source volume>: SPECIFIES THE REFS VOLUME TO PROCESS.
- * <working directory>: SPECIFIES THE LOCATION TO STORE TEMPORARY INFORMATION AND LOGS.
- * <target directory>: SPECIFIES THE LOCATION WHERE IDENTIFIED FILES ARE COPIED TO.
- * -m: RECOVERS ALL POSSIBLE FILES INCLUDING DELETED ONES. CAUTION: CAN LEAD TO UNEXPECTED RESULTS.
- * -v: SPECIFIES VERBOSE MODE.
- * -x: FORCES THE VOLUME TO DISMOUNT FIRST, IF NECESSARY.

USAGE AND AVAILABLE OPTIONS

1. **QUICK AUTOMATIC MODE:** PERFORMS A QUICK SCAN FOLLOWED BY A COPY PHASE ASSUMING SOME CRITICAL STRUCTURES OF THE VOLUME AREN'T CORRUPTED.

```
refsutil salvage -QA <source volume> <working directory>  
<target directory> <options>
```



FULL AUTOMATIC MODE: PERFORMS A FULL SCAN FOLLOWED BY A COPY PHASE, SCANNING THE ENTIRE VOLUME FOR RECOVERABLE FILES.

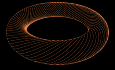
```
refsutil salvage -FA <source volume> <working directory>  
<target directory> <options>
```



DIAGNOSE PHASE (MANUAL MODE): DETERMINES IF THE SOURCE VOLUME IS AN REFS VOLUME AND IF IT'S MOUNTABLE.

```
refsutil salvage -D <source volume> <working directory>  
<options>
```





TPMTOOL

`tpmtool` IS A UTILITY DESIGNED FOR INTERACTING WITH THE TRUSTED PLATFORM MODULE (TPM) ON WINDOWS SYSTEMS. HERE'S AN OVERVIEW OF `tpmtool`, ITS PARAMETERS, AND POTENTIAL METHODS FOR ABUSE:

PARAMETERS

- * **GETDEVICEINFORMATION**: DISPLAYS BASIC INFORMATION ABOUT THE TPM.
- * **GATHERLOGS** [**OUTPUT DIRECTORY PATH**]: COLLECTS TPM LOGS AND PLACES THEM IN THE SPECIFIED DIRECTORY.
- * **DRIVERTRACING** [**START | STOP**]: STARTS OR STOPS COLLECTING TPM DRIVER TRACES.
- * **/?**: DISPLAYS HELP AT THE COMMAND PROMPT.

EXAMPLES

1. DISPLAY BASIC TPM INFORMATION:

```
tpmtool getdeviceinformation
```



COLLECT TPM LOGS:

```
tpmtool gatherlogs
```



SPECIFY AN OUTPUT DIRECTORY:

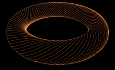
```
tpmtool gatherlogs C:\Users\Public
```



2. START AND STOP TPM DRIVER TRACING:

```
tpmtool drivertracing start  
# Perform operations  
tpmtool drivertracing stop
```





TSECIMP

`tsecimp` IS A COMMAND-LINE TOOL USED FOR IMPORTING ASSIGNMENT INFORMATION FROM AN XML FILE INTO THE TAPI SERVER SECURITY FILE (TSEC.INI) ON WINDOWS SYSTEMS. HERE'S AN OVERVIEW OF `tsecimp`, ITS PARAMETERS, AND POTENTIAL METHODS FOR ABUSE:

PARAMETERS

- * `/F <filename>`: SPECIFIES THE NAME OF THE XML FILE CONTAINING THE ASSIGNMENT INFORMATION TO IMPORT.
- * `/V`: VALIDATES THE STRUCTURE OF THE XML FILE WITHOUT IMPORTING THE INFORMATION INTO THE TSEC.INI FILE.
- * `/U`: CHECKS WHETHER EACH USER IS A MEMBER OF THE DOMAIN SPECIFIED IN THE XML FILE.
- * `/D`: DISPLAYS A LIST OF INSTALLED TELEPHONY PROVIDERS, ASSOCIATED LINE DEVICES, ADDRESSES, AND USERS.
- * `/?`: DISPLAYS HELP AT THE COMMAND PROMPT.

EXAMPLES

1. IMPORT ASSIGNMENT INFORMATION:

```
tsecimp /f assignment_info.xml
```



VALIDATE XML STRUCTURE:

```
tsecimp /f assignment_info.xml /v
```



CHECK USER DOMAIN MEMBERSHIP:

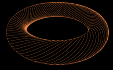
```
tsecimp /f assignment_info.xml /u
```



DISPLAY TELEPHONY PROVIDER INFORMATION:

```
tsecimp /d
```





WECUTIL

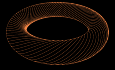
wecutil IS A COMMAND-LINE TOOL USED FOR CREATING AND MANAGING SUBSCRIPTIONS TO EVENTS FORWARDED FROM REMOTE COMPUTERS, PROVIDED THEY SUPPORT THE WS-MANAGEMENT PROTOCOL. BELOW, I OUTLINE ITS SYNTAX, PARAMETERS, AND POSSIBLE METHODS FOR ABUSE:

```
wecutil [{es | enum-subscription}]
        [{gs | get-subscription} <Subid> [/f:<Format>] [/uni:
<Unicode>]]
        [{gr | get-subscriptionruntimestatus} <Subid>
<Eventsource> ...]]
        [{ss | set-subscription} [<Subid> [/e:<Subenabled>]]
[/esa:<Address>] [/ese:<Srcenabled>]] [/aes] [/res] [/un:
<Username>] [/up:<Password>] [/d:<Desc>] [/uri:<Uri>] [/cm:
<Configmode>] [/ex:<Expires>] [/q:<Query>] [/dia:<Dialect>]
[/tn:<Transportname>] [/tp:<Transportport>] [/dm:
<Deliverymode>] [/dmi:<Deliverymax>] [/dmlt:<Deliverytime>]
[/hi:<Heartbeat>] [/cf:<Content>] [/l:<Locale>] [/ree:
<Readexist>]] [/lf:<Logfile>] [/pn:<Publishername>] [/essp:
<Enableport>] [/hn:<Hostname>] [/ct:<Type>]] [/c:<Configfile>
[/cun:<Username> /cup:<Password>]]]
        [{cs | create-subscription} <Configfile> [/cun:
<Username> /cup:<Password>]]
        [{ds | delete-subscription} <Subid>]
        [{rs | retry-subscription} <Subid> [<Eventsource>...]]
        [{qc | quick-config} [/q:<quiet>]]
```

PARAMETERS

- * **ENUM-SUBSCRIPTION:** DISPLAYS THE NAMES OF ALL REMOTE EVENT SUBSCRIPTIONS THAT EXIST.
- * **GET-SUBSCRIPTION:** DISPLAYS REMOTE SUBSCRIPTION CONFIGURATION INFORMATION.
- * **GET-SUBSCRIPTIONRUNTIMESTATUS:** DISPLAYS THE RUNTIME STATUS OF A SUBSCRIPTION.
- * **SET-SUBSCRIPTION:** CHANGES OR CREATES A SUBSCRIPTION CONFIGURATION.
- * **CREATE-SUBSCRIPTION:** CREATES A REMOTE SUBSCRIPTION.
- * **DELETE-SUBSCRIPTION:** DELETES A SUBSCRIPTION.
- * **RETRY-SUBSCRIPTION:** RETRIES TO ESTABLISH A CONNECTION AND SEND A REMOTE SUBSCRIPTION REQUEST TO AN INACTIVE SUBSCRIPTION.
- * **QUICK-CONFIG:** CONFIGURES THE WINDOWS EVENT COLLECTOR SERVICE TO ENSURE A SUBSCRIPTION CAN BE CREATED AND SUSTAINED THROUGH REBOOTS.





EXAMPLES

SHOW SUBSCRIPTION CONFIGURATION:

```
wecutil gs sub1
```



WECUTIL GS SUB1

```
wecutil gr sub1
```



UPDATE SUBSCRIPTION CONFIGURATION FROM XML FILE:

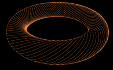
```
wecutil ss sub1 /c:%Windir%system32WsSelRg2.xml
```



DELETE A SUBSCRIPTION:

```
wecutil ds sub1
```





WINRS

`winrs` IS A POWERFUL COMMAND-LINE TOOL USED FOR REMOTE MANAGEMENT AND EXECUTION OF PROGRAMS ON WINDOWS SYSTEMS. BELOW, I DETAIL ITS SYNTAX, PARAMETERS, AND POTENTIAL METHODS FOR ABUSE:

```
winrs [/<parameter>[:<value>]] <command>
```



PARAMETERS

- * **/REMOTE:** SPECIFIES THE TARGET ENDPOINT USING A NETBIOS NAME OR STANDARD CONNECTION.
- * **/UNENCRYPTED:** SPECIFIES THAT MESSAGES TO THE REMOTE SHELL AREN'T ENCRYPTED.
- * **/USERNAME:** SPECIFIES THE USERNAME ON THE COMMAND LINE.
- * **/PASSWORD:** SPECIFIES THE PASSWORD ON THE COMMAND LINE.
- * **/TIMEOUT:** DEPRECATED OPTION.
- * **/DIRECTORY:** SPECIFIES THE STARTING DIRECTORY FOR THE REMOTE SHELL.
- * **/ENVIRONMENT:** SPECIFIES A SINGLE ENVIRONMENT VARIABLE TO BE SET WHEN THE SHELL STARTS.
- * **/NOECHO:** DISABLES ECHOING.
- * **/NOPROFILE:** SPECIFIES THAT THE USER'S PROFILE SHOULDN'T BE LOADED.
- * **/ALLOWDELEGATE:** SPECIFIES THAT THE USER'S CREDENTIALS CAN BE USED TO ACCESS A REMOTE SHARE.
- * **/COMPRESSION:** TURNS ON COMPRESSION.
- * **/USESSL:** USES AN SSL CONNECTION WHEN USING A REMOTE ENDPOINT.

EXAMPLES

- * **BASIC USAGE:**

```
winrs /r:https://contoso.com command
```



Using SSL:

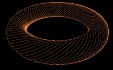
```
winrs /r:contoso.com /usessl command
```



REMOTE EXECUTION:

```
winrs /r:myserver command
```





XCOPY

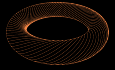
`xcopy` IS A VERSATILE COMMAND-LINE TOOL USED FOR COPYING FILES AND DIRECTORIES, INCLUDING SUBDIRECTORIES, ON WINDOWS SYSTEMS. BELOW, I OUTLINE ITS SYNTAX, PARAMETERS, AND POTENTIAL METHODS FOR ABUSE:

```
Xcopy <Source> [<Destination>] [/w] [/p] [/c] [/v] [/q] [/f]
[/l] [/g] [/d [:MM-DD-YYYY]] [/u] [/i] [/s [/e]] [/t] [/k]
[/r] [/h] [{/a | /m}] [/n] [/o] [/x] [/exclude:FileName1+
[FileName2]][+[FileName3]] [{/y | /-y}] [/z] [/b] [/j]
[/compress]
```

PARAMETERS

- * : SPECIFIES THE LOCATION AND NAMES OF THE FILES YOU WANT TO COPY.
- * [<Destination>]: SPECIFIES THE DESTINATION OF THE FILES YOU WANT TO COPY.
- * /W: DISPLAYS A MESSAGE AND WAITS FOR YOUR RESPONSE BEFORE STARTING TO COPY FILES.
- * /P: PROMPTS YOU TO CONFIRM WHETHER YOU WANT TO CREATE EACH DESTINATION FILE.
- * /C: IGNORES ERRORS.
- * /V: VERIFIES EACH FILE AS IT IS WRITTEN TO THE DESTINATION FILE TO ENSURE IDENTICAL COPIES.
- * /Q: SUPPRESSES THE DISPLAY OF XCOPY MESSAGES.
- * /F: DISPLAYS SOURCE AND DESTINATION FILE NAMES WHILE COPYING.
- * /L: GENERATES A LIST OF FILES THAT ARE TO BE COPIED BUT DOESN'T ACTIVELY COPY THE FILES.
- * /G: CREATES DECRYPTED DESTINATION FILES WHEN THE DESTINATION DOESN'T SUPPORT ENCRYPTION.
- * /D [:MM-DD-YYYY]: COPIES SOURCE FILES CHANGED ON OR AFTER THE SPECIFIED DATE ONLY.
- * /U: COPIES FILES FROM THE SOURCE THAT EXIST ON THE DESTINATION ONLY.
- * /I: ASSUMES DESTINATION SPECIFIES A DIRECTORY NAME AND CREATES A NEW DIRECTORY IF IT DOESN'T EXIST.
- * /S: COPIES DIRECTORIES AND SUBDIRECTORIES UNLESS THEY'RE EMPTY.
- * /T: COPIES THE SUBDIRECTORY STRUCTURE ONLY, NOT FILES.
- * /K: COPIES FILES AND RETAINS THE READ-ONLY ATTRIBUTE ON DESTINATION FILES IF PRESENT ON THE SOURCE FILES.
- * /R: COPIES READ-ONLY FILES.
- * /H: COPIES FILES WITH HIDDEN AND SYSTEM FILE ATTRIBUTES.
- * /A: COPIES ONLY SOURCE FILES WITH THE ARCHIVE FILE ATTRIBUTE SET.
- * /M: COPIES SOURCE FILES WITH THE ARCHIVE FILE ATTRIBUTE SET AND TURNS OFF THE ATTRIBUTE IN THE SOURCE FILES.
- * /N: CREATES COPIES USING THE NTFS SHORT FILE OR DIRECTORY NAMES.
- * /O: COPIES FILE OWNERSHIP AND DISCRETIONARY ACCESS CONTROL LIST (DACL) INFORMATION.





WAITFOR

THE `waitfor` COMMAND IN WINDOWS FACILITATES SIGNALING AND SYNCHRONIZATION ACROSS SYSTEMS IN A NETWORK. BELOW, I DETAIL ITS SYNTAX, PARAMETERS, AND POTENTIAL METHODS FOR ABUSE:

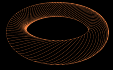
```
waitfor [/s <computer> [/u [<domain>\]<user> [/p  
[<password>]]]] /si <signalname>  
waitfor [/t <timeout>] <signalname>
```



PARAMETERS

- * **/s <computer>**: SPECIFIES THE NAME OR IP ADDRESS OF A REMOTE COMPUTER.
- * **/u [<domain>]<user>**: RUNS THE COMMAND USING THE CREDENTIALS OF THE SPECIFIED USER ACCOUNT.
- * **/p <password>**: SPECIFIES THE PASSWORD OF THE USER ACCOUNT SPECIFIED IN THE /U PARAMETER.
- * **/si**: SENDS THE SPECIFIED SIGNAL ACROSS THE NETWORK.
- * **/t <timeout>**: SPECIFIES THE NUMBER OF SECONDS TO WAIT FOR A SIGNAL.
- * ****<signalname>****: SPECIFIES THE SIGNAL THAT `waitfor` WAITS FOR OR SENDS.





VSSADMIN

`vssadmin` IS A POWERFUL COMMAND-LINE TOOL IN WINDOWS THAT ENABLES USERS TO MANAGE VOLUME SHADOW COPIES, A FEATURE THAT CREATES SNAPSHOTS OF VOLUMES, TYPICALLY FOR BACKUP AND RECOVERY PURPOSES. BELOW, I OUTLINE ITS SYNTAX, PARAMETERS, AND POTENTIAL METHODS FOR ABUSE:

PARAMETERS

- * : SPECIFIES THE PRIMARY OPERATION TO BE PERFORMED BY `vssadmin`.
- * **<sub-command>** : SPECIFIES THE SPECIFIC ACTION TO BE EXECUTED WITHIN THE PRIMARY COMMAND.
- * **/OPTION <value>** : SPECIFIES ADDITIONAL OPTIONS OR PARAMETERS FOR THE SPECIFIED SUB-COMMAND.

ABUSE POTENTIAL

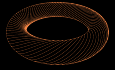
- 1. DATA THEFT:** MALICIOUS USERS MIGHT ABUSE `vssadmin` TO ACCESS AND COPY SENSITIVE DATA FROM VOLUME SHADOW COPIES WITHOUT DETECTION, BYPASSING TRADITIONAL ACCESS CONTROLS AND SECURITY MEASURES.
- 2. DATA DESTRUCTION:** ATTACKERS COULD USE `vssadmin` TO DELETE OR CORRUPT VOLUME SHADOW COPIES, EFFECTIVELY SABOTAGING BACKUP AND RECOVERY PROCESSES AND HINDERING DATA RESTORATION EFFORTS.
- 3. COVERING TRACKS:** INTRUDERS MIGHT ABUSE `vssadmin` TO DELETE VOLUME SHADOW COPIES AFTER COMPROMISING A SYSTEM, ERASING EVIDENCE OF THEIR UNAUTHORIZED ACTIVITIES AND MAKING FORENSIC ANALYSIS MORE CHALLENGING.
- 4. RANSOMWARE:** RANSOMWARE OPERATORS OFTEN ABUSE `vssadmin` TO DELETE VOLUME SHADOW COPIES BEFORE ENCRYPTING FILES, PREVENTING VICTIMS FROM RESTORING THEIR DATA FROM BACKUP COPIES AND INCREASING THE LIKELIHOOD OF RANSOM PAYMENT.

REAL CASE EXAMPLE

- 1. DATA THEFT:**

```
vssadmin list shadows
vssadmin export shadowcopy /for=C: /to=C:\Backup
```





DTRACE

DTrace is a powerful command-line utility available on Windows Server 2025 and later versions, designed for real-time monitoring and debugging of system performance. While primarily intended for legitimate system analysis purposes, DTrace also presents potential risks if abused by malicious actors. Here's an overview of its syntax, parameters, and potential abuse scenarios:

```
dtrace [options] [arguments]
```



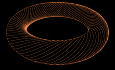
PARAMETERS

- * **[OPTIONS]**: Various options that control the behavior of DTrace, including tracing settings, output configurations, and script execution.
- * **[ARGUMENTS]**: Arguments passed to DTrace, such as specific probes, scripts, or processes to monitor.

ABUSE POTENTIAL

- 1. UNAUTHORIZED SYSTEM MONITORING:** Malicious users might abuse DTrace to monitor system activities, including sensitive user interactions, file accesses, or network communications, without appropriate authorization.
- 2. INFORMATION DISCLOSURE:** Attackers could exploit DTrace to extract confidential information from system memory, intercepting and logging data transmissions, or capturing plaintext passwords or encryption keys.
- 3. CODE INJECTION:** Intruders might abuse DTrace to inject malicious code into running processes, altering their behavior, compromising system integrity, or facilitating privilege escalation attacks.
- 4. PRIVILEGE ESCALATION:** By exploiting vulnerabilities or misconfigurations in DTrace or its associated components, attackers could escalate their privileges, gain unauthorized access to sensitive resources, or execute arbitrary commands with elevated permissions.





REAL CASE EXAMPLE COMMANDS

1. UNAUTHORIZED SYSTEM MONITORING:

```
dtrace -n 'syscall::open*:entry { printf("%s opened file %s",  
execname, copyinstr(arg0)); }'
```

INFORMATION DISCLOSURE:

```
dtrace -n 'pid$target:::entry { printf("[%d] %s", pid,  
copyinstr(arg0)); }' -p <PID>
```

CODE INJECTION:

```
dtrace -n 'syscall:::entry { system("malicious_command_here");  
}'
```

PRIVILEGE ESCALATION:

```
dtrace -w -n 'BEGIN { system("cmd.exe"); }'
```





cat ~/.hades

"Hades" is a cybersecurity company focused on safeguarding digital assets and creating a secure digital ecosystem. Our mission involves punishing hackers and fortifying clients' defenses through innovation and expert cybersecurity services.

Website:

WWW.HADESS.IO

Email

MARKETING@HADESS.IO