

# The KeyTrap Denial-of-Service Algorithmic Complexity Attacks on DNS

## Version: January 2024

Elias Heftrig and Haya Schulmann and Niklas Vogel and Michael Waidner  
ATHENE & Goethe-Universität Frankfurt & TU Darmstadt & Fraunhofer SIT

**Abstract**—Availability is a major concern in the design of DNSSEC. To ensure availability, DNSSEC follows Postel’s Law [RFC1122]: *“Be liberal in what you accept, and conservative in what you send.”* Hence, nameservers should send not just one matching key for a record set, but all the relevant cryptographic material, e.g., all the keys for all the ciphers that they support and all the corresponding signatures. This ensures that validation succeeds, and hence availability, even if some of the DNSSEC keys are misconfigured, incorrect or correspond to unsupported ciphers.

We show that this design of DNSSEC is flawed. Exploiting vulnerable recommendations in the DNSSEC standards, we develop a new class of DNSSEC-based algorithmic complexity attacks on DNS, we dub KeyTrap attacks. All popular DNS implementations and services are vulnerable. With just a single DNS packet, the KeyTrap attacks lead to a 2.000.000x spike in CPU instruction count in vulnerable DNS resolvers, stalling some for as long as 16 hours. This devastating effect prompted major DNS vendors to refer to KeyTrap as *“the worst attack on DNS ever discovered”*. Exploiting KeyTrap, an attacker could effectively disable Internet access in any system utilizing a DNSSEC-validating resolver.

We disclosed KeyTrap to vendors and operators on November 2, 2023, confidentially reporting the vulnerabilities to a closed group of DNS experts, operators and developers from the industry. Since then we have been working with all major vendors to mitigate KeyTrap, repeatedly discovering and assisting in closing weaknesses in proposed patches. Following our disclosure, an umbrella CVE has already been assigned.

## I. INTRODUCTION

The impact of the cryptographic requirements on the availability of DNS was a major concern in the design of DNSSEC [RFC4033-RFC4035]. Strict DNSSEC validation rules could impact DNS availability, hence, DNSSEC standard opted to limit strict requirements to the necessary minimum that suffices to ensure cryptographic security while maintaining availability of DNS, aiming at a trade-off between security, performance, and backward-compatibility. The standard requirements for DNSSEC were designed so that the DNS resolvers do not fail on the first cryptographic error. As long as a resolver can verify the provided information with any available DNSSEC material, the validation will succeed.

*“Be liberal in what you accept, and conservative in what you send”* [RFC1122]. The core DNSSEC specification mandates validating DNS resolvers to try all possible keys when validating a resource record set (RRset) [RFC4035], and also strongly endorses to try all possible signatures covering it [RFC6840]. These DNSSEC requirements follow Postel’s Law [RFC1122]: *the nameservers should send all the available cryptographic material, and the resolvers should use any of the cryptographic material they receive until the validation is successful.* This ensures availability even if some of the

DNSSEC material cannot be used to validate authenticity of the DNS records, e.g., if the keys are misconfigured, incorrect or outdated. We perform experimental evaluations and code analysis and find that these protocol requirements are supported by all major DNS resolver implementations.

**DNSSEC algorithmic-complexity attacks.** In this work, we discover that the design philosophy of DNSSEC is flawed. We exploit the flaws in the DNSSEC standard and develop the first DNSSEC-based algorithmic complexity attacks against DNS. We demonstrate experimentally that our attacks are detrimental to availability of the affected DNS resolvers, leading to Denial of Service (DoS) on basic DNS functionalities, such as providing cached responses, or processing inbound or pending DNS packets. We show experimentally that an adversary using a single DNSSEC signed DNS response can DoS resolvers leading to a spike of 2.000.000x in CPU instruction count. The stalling period of the victim resolver depends on the resolver implementation, and can be up to 16 hours, see Table IV. For comparison, a recently proposed NRDelegation attack [1] which exploited vulnerabilities in DNS to create multiple referral requests, would require 1569 DNS packets to cause a comparable increase in CPU instruction count, which our attacks achieve with a single packet. We find that all DNSSEC validating DNS software, DNS libraries and public DNS services on our dataset are vulnerable to our attacks; see list in Table I.

**Flaws in DNSSEC.** We find that the flaws in DNSSEC specification are rooted in the interaction of a number of recommendations that in combination can be exploited as a powerful attack vector:

*Key-tag collisions:* First, DNSSEC allows for multiple keys in a given DNS zone, for example during key-rollover or for multi-algorithm support [RFC6781]. Consequently, when validating DNSSEC, DNS resolvers are required to identify a suitable cryptographic key to use for signature verification. DNSSEC uses key-tag values to differentiate between the keys, even if they are of the same zone and use the same cryptographic algorithm. The triple of (*zone name, algorithm, key-tag*) is added to each respective signature to ensure efficiency in key-signature matching. When validating a signature, resolvers check the signature header and select the key with the matching triple for validation. However, the triple is not necessarily unique: multiple different DNS keys can have an identical triple. This can be explained by the calculation of the values in the triple. The algorithm identifier results directly from the cipher used to create the signature and is identical for all keys generated with a given algorithm. DNSSEC mandates all keys used for validating signatures in a zone to be identified by the zone name. Consequently, all DNSSEC keys that may be considered for validation trivially share the same name. Since the collisions in algorithm-id and

key name pairs are common, the key-tag is calculated with a pseudo-random arithmetic function over the key bits to provide a means to distinguish same-algorithm, same-name keys. Using an arithmetic function instead of a manually chosen identifier eases distributed key management for multiple parties in the same DNS zone; instead of coordinating key-tags to ensure uniqueness, the key-tag is automatically calculated. However, the space of potential tags is limited by the 16 bits in the key-tag field. Key-tag collisions, while unlikely, can thus naturally occur in DNSSEC. This is explicitly stated in [RFC4034]<sup>1</sup>, emphasizing that key-tags are not unique identifiers. As we show, colliding key-tags can be exploited to cause a resolver not to be able to identify a suitable key efficiently but to have to perform validations with all the available keys, inflicting computational effort during signature validation.

**Multiple keys:** Second, the DNSSEC specification mandates that a resolver must try all colliding keys until it finds a key that successfully validates the signature or all keys have been tried. This requirement is meant to ensure availability. Even if colliding keys occur, such that some keys may result in failed validation, the resolver has to try validating with all the keys until a key is found that results in a successful validation, ensuring the signed record remains valid and the corresponding resource therefore available. However, this "eager validation" can lead to heavy computational effort for the validating resolver, since the number of validations grows linearly with the amount of colliding keys. For example, if a signature has ten colliding keys, all with identical algorithm identifier, key-tag and all invalid, the resolver must conduct ten signature validations before concluding the signature is invalid. While colliding keys are rare in real-world operation, we show that records with multiple colliding keys can be efficiently crafted by an adversary, imposing heavy computation on a victim resolver.

**Multiple signatures:** A philosophy, of trying all the cryptographic material available to ensure that the validation succeeds, also applies to the validation of signatures. Creating multiple signatures for a given DNS record can happen, e.g., during a key-rollover. The DNS server adds a signature with the new key, while retaining the old signature to ensure the signature remains valid for all resolvers until the new key has propagated. Thus, parallel to the case of colliding keys, the RFCs specify that in the case of multiple signatures on the same record, a resolver should try all the signatures it received until it finds a valid signature or until all signatures have been tried.

*"The worst vulnerability ever found in DNS":* We combine these requirements for the eager validation of signatures and of keys, along with the colliding key-tags to develop powerful DNSSEC-based algorithmic complexity attacks on validating DNS resolvers. Our attacks allow a low-resource adversary to fully DoS a DNS resolver for up to 16h with a single DNS request. Members from the 31 participant task force of major operators, vendors and developers of DNS/DNSSEC, to which we disclosed our research, dubbed our attack: *the most devastating vulnerability ever found in DNSSEC*.

<sup>1</sup><https://datatracker.ietf.org/doc/html/rfc4035#section-5.3.1>,<https://datatracker.ietf.org/doc/html/rfc4034#appendix-B>

**Complex vulnerabilities are challenging to find.** The flaws are not recent. The requirement<sup>2</sup> to try all keys was present already in the obsolete [RFC2535] from 1999. This requirement, to try all the keys, was carried over to [RFC4035]. In 2013 the issue was further exacerbated by recommending that the validators also try all the signatures, in the implementation requirements for DNSSEC validation [RFC6840]. The vulnerabilities have been in the wild since at least August 2000 in BIND9 DNS resolver<sup>3</sup> and were introduced into the code<sup>4</sup> of Unbound DNS resolver in August 2007. Using the code of Unbound as an example, the vulnerable code performs loops over keys and signatures:

```
//loop over all the keys
for(i=0; i<num; i++) {
    /* see if key matches keytag and algo */
    if(algo != dnskey_get_algo(dnskey, i) ||
        tag != dnskey_calc_keytag(dnskey, i))
        continue;
    numchecked++;
    /* see if key verifies */
    sec = dnskey_verify_rrset_sig
        (env, ve, rrset, dnskey, i, sig_idx);
    if(sec == sec_status_secure)
        return sec;
}

//loop over all the signatures
for(i=0; i<num; i++) {
    sec = dnskeyset_verify_rrset_sig(env, ve, rrset, dnskey, i);
    if(sec == sec_status_secure)
        return sec;
}
```

Although the vulnerabilities have existed in the standard for about 25 years and in the wild for 24 years, they have not been noticed by the community. This is not surprising since the complexity of the DNSSEC validation requirements made it challenging to identify the flaws. The exploit employs a combination of a number of requirements, which made it not trivial even for DNS experts to notice. The security community made similar experiences with much simpler vulnerabilities, such as Heartbleed or Log4j [2], [3] which were there but no one could see them, and they took years to notice and fix.

**KeyTrap vulnerabilities are fundamental.** Unfortunately, in contrast to these software bugs, the vulnerabilities we find in this work are fundamental and are not simple to resolve, since they are rooted in the design philosophy of DNSSEC: the DNSSEC specification from its early drafts explicitly includes the flawed requirements, which lead to these vulnerabilities, and indeed, all DNS resolvers that follow the RFCs were found to be vulnerable. Using code analysis, we trace the vulnerabilities to the early versions of BIND9 in 2000 and Unbound in 2007. Which indicates that the vulnerabilities were introduced from the beginning with the deployment of DNSSEC.

**Flaws are challenging to mitigate.** The flaws in DNSSEC validation are not simple to solve. There are legitimate situations in which nameservers may return multiple keys, e.g., to account for potential failures. For instance, some domains

<sup>2</sup><https://datatracker.ietf.org/doc/html/rfc2535#page-46>

<sup>3</sup><https://github.com/isc-projects/bind9/commit/6f17d90364f01c3e81073a9ffb40b0093878c8e2>

<sup>4</sup><https://github.com/NLnetLabs/unbound/commit/8f58908f45d69178f8a30125d8ebcedf3c6f6761>

may be experimenting with new ciphers, not yet supported by all the resolvers and there are keys-rollover. To avoid failures the nameservers should return all the cryptographic material. Similarly, to ensure successful validation, the resolvers should not fail on the first unsuccessful validation, but should try all the material until validation succeeds. Indeed, the experience we made since we have started working on the patches with the developers, described in §VII-D, shows that these flaws can be substantially mitigated, but cannot be completely solved. Attacks against the final patch still result in heavy CPU load caused by high attacker traffic, but at least DNS packet loss is prevented. Solving these issues fundamentally requires to reconsider the basics of the design philosophy of the Internet.

**Contributions.** We make the following contributions:

- Conceptually, we find that the aim to ensure validation at any cost in DNSSEC standard exposes the DNS resolvers to attacks. We analyze the DNSSEC standards in §IV, and identify flaws in the DNSSEC standards which enable complexity attacks.

- We combine the flaws in the RFCs to develop the first algorithmic complexity attacks that exploit vulnerabilities in DNSSEC. We find experimentally that all standard-compliant DNS implementations support the flawed recommendations and hence are vulnerable to our attacks.

- We analyze the code of popular DNS implementations to identify the effects of the stalling on, e.g., caching, pending DNS requests or inbound/pending DNS packets. We use our observations to provide recommendations for adapting the architecture of the resolvers to improve the robustness to failures and attacks.

- We performed ethical disclosure of our vulnerabilities to the major DNS vendors and operators on November 2, 2023. Since then, we have been intensively working with this group on developing patches and regularly communicating with the developers within a closed chat group. We provided the developers with attack vectors encoded in DNS zonefiles and set up a test environment for evaluation of vulnerabilities in DNSSEC, which alleviates the need for manual setup and enables quick evaluation of the attacks against the proposed patches. We provide a timeline for disclosure and of the patches development process. Our discovered vulnerabilities were assigned an umbrella CVE.

**Organization.** We compare our research to related work in §II. We provide an overview of DNS and DNSSEC in §III. We analyze the recommendations in the DNS standard specifications in §IV. We construct the attacks in §V and evaluate them against major DNS implementations and services in §VI. Disclosure and the process of developing mitigations are in §VII. We conclude in §VIII.

## II. RELATED WORK

In Distributed Denial of Service (DDoS) attacks adversaries flood a victim resource, e.g., a network bandwidth or a buffer, with a large volume of packets loading the target victim beyond its available capacity and causing packet loss [4]. DNS is often a victim of DDoS, either as a target or as a reflector to flood other victims. Since DNS responses are larger than DNS requests, reflected DNS responses amplify the load

generated by the attacker's requests. The amplification factor is exacerbated with DNSSEC, whose signatures and keys further increase the sizes of DNS responses [5]. An amplification effect can also be achieved by exploiting vulnerabilities in protocol implementations or vulnerabilities in the processing of DNS records [6], [7]. NXNSAttack [8] exploited a vulnerability that generated a flood of queries between the recursive resolver and the authoritative server creating a load on them both. Recently, [1] demonstrated a complexity attack on DNS which causes a victim resolver to issue multiple queries, following delegation responses by a malicious authoritative server. The victim resolver issues the queries to nameservers which do not respond, eventually exhausting its resources. The NRDelegation attack in [1] is shown to achieve a 5600x increase in CPU instructions between the attack requests and benign DNS requests. In contrast, our KeyTrap attack in this work achieves a 2000000x increase in CPU instruction count.

To compare the impact between both attacks on the CPU instruction count, we set up a benign and a malicious signed domains. We set up an Unbound resolver in an isolated environment and run Linux perf to measure CPU instruction count. We first measure the CPU instruction count of a request to a benign DNSSEC signed domain. To ensure reliability we average out the instruction count over five measurements. Further, we set up the attack domain on the same DNS server. The measurements are conducted on Ubuntu 22.04 LTS with Unbound 1.19.0 DNS software. In our test setup, we find that a benign request on a signed DNSSEC domain requires approx. **811.500 CPU instructions** on Unbound. In contrast, we find a significantly higher instruction count for the resolution of the KeyTrap attack domain. To resolve and validate the domain, Unbound takes approximately **1.725.000.000.000 CPU instructions**. Comparing to the benign request, the attack thus leads to a 2.000.000x increase in CPU instruction count, compared to the 5600x increase in NR delegation. Directly comparing the CPU instructions count of [1], we find that NR delegation attack requires 1569 queries to result in the same increase in CPU instruction count as a single request with our KeyTrap attack. Hence, a KeyTrap request leads to the same load as approx. 2 million benign requests.

Van Rijswijk-Deij et al. [9] explored the performance of ECC vs RSA on BIND9 and Unbound. They evaluated the load on the BIND9 and Unbound resolvers when sending multiple signatures and found that the ECC algorithms do not impose too much additional CPU load on the two resolvers in contrast to RSA. To create load the authors made the resolver request a large number of non-existent records (NSEC3), causing many DNS responses, each carrying up to three NSEC3 records plus one SOA, with one signature validation per record. In effect, the victim resolver was validating four RRSIG records per response. While the responses sent by [9] caused the resolver to perform 4 validations, equivalent to the number of signatures their nameserver returned (an order of  $\mathcal{O}(n)$ ), our specially crafted records trigger more than 500K validations per DNS response (an order of  $\mathcal{O}(n^2)$ ). Our attack scales quadratically with the number of keys returned to the resolver.

In contrast to previous work our KeyTrap attacks do not require multiple packets, instead we exploit algorithmic complexity vulnerabilities in the DNSSEC validation in DNS resolvers as a building block to develop CPU based DoS

attacks. Our complexity attacks are triggered by feeding the DNS resolvers with specially crafted DNSSEC records, which are constructed in a way that exploits validation vulnerabilities in cryptographic validation logic. When the DNS resolvers attempt to validate the DNSSEC records they receive from our nameserver, they get stalled. Our attacks are extremely stealthy, being able to stall resolvers between 170 seconds and 16 hours (depending on the resolver software) with a single DNS response packet. All the resolvers we tested were found vulnerable to our attacks. We evaluate how DNS implementations react to the load created by the attack and find that certain choices in architectural design can enable faster recovery from our DoS attacks.

### III. OVERVIEW OF DNSSEC

DNSSEC [RFC4033-4035] ensures origin authenticity and data integrity in DNS. To gain security benefits the domain owners should digitally sign the records in their domains, and should upgrade the nameservers to serve DNSSEC signed DNS responses. The DNS resolvers should validate the received DNS records against the digital signatures. To validate the public keys the resolvers should construct a validation path from the root zone to the target domain. If validation fails, the resolver must not deliver the bogus records to the client and instead signal an error by sending a `SERVFAIL` response. If DNSSEC validation is successful, the resolver should return the requested records to the client and cache them.

DNSSEC signatures are conveyed in RRSIG-type DNS records. An RRSIG record is associated with the set of records (RRset) it covers by name, class, and the record type indicated by an RRSIG-specific record field. The public keys used to validate the signatures are sent in DNSKEY-type records.

There are two types of keys: Zone-Signing-Key (ZSK) and Key-Signing-Key (KSK). The ZSKs are used to sign records in the zone and are authenticated with the KSK. The ZSK, as well as the KSK, contains multiple fields, including usage-indicating flags, the protocol, the algorithm, and the key-bytes. From the key fields, the key tag can be calculated. The KSK and all ZSKs of a zone are included into a DNSKEY-Set which is signed by the KSK. Signature records covering the DNSKEY set need to reference the key tag of a KSK. Only after the DNSKEY-Set is validated can the ZSK be used to validate signatures covering other records (RRs). To support simpler DNSSEC setups, KSK and ZSK can be identical.

DS records from a parent zone are used to authenticate individual KSK type DNSKEY records in a child zone. This is done to delegate trust from a parent zone public key to a child zone public key. DS records use the same triple (owner name, algorithm, key tag) to identify a subset of candidate DNSKEYs as RRSIGs.

The DNS records contain a mapping from domain names, their type and class to resources. In this work, we use the DNS A-type record (with "Internet" class) in the evaluations of our attacks. The A record contains the mapping of a domain name in the zone to an IPv4 address. The A record includes a TTL value. This record is queried by a resolver when resolving a host name. For instance, an A record may map the domain `www-x.attack.er` to the IP address 6.6.6.6. We explain the

functionality of DNS and DNSSEC with concrete examples in Section V.

### IV. ANALYSIS OF DNSSEC SPECIFICATION

In the following, we illustrate the validation recommendations in the DNSSEC standard relevant to the KeyTrap attacks.

**Associating keys with signatures.** A domain can use multiple different keys, see [RFC6840, §6.2]. This is required for instance to support new stronger cryptographic ciphers but also to offer weaker ciphers for other non-supporting resolvers, or to support stronger and weaker keys of same cipher, or during key rollover. In such a situation the DNS records are signed with all those keys and the resolver receives the keys and signatures in a DNS response.

To authenticate an RRset, the RRSIG covering it needs to be associated with the DNSKEY record carrying the corresponding public key. This is done by matching the `Signer's Name` in the RRSIG record data field with the name of the DNSKEY record and the algorithm fields. Additionally, the value of the `Key Tag` field in the RRSIG must match the key tag value of the DNSKEY. Note that the DNSKEY record data format does not specify a `Key Tag` field. Instead, the key tag value is calculated by resolvers as the unsigned 16-bit integer sum over all two-octet words in the DNSKEY record data (ignoring carry and allowing overflow). As highlighted by [RFC4034, §5.3.1], the key tag is not a unique identifier, but a mechanism to efficiently identify a subset of DNSKEYs possibly matching the RRSIG to be validated. In consequence, to successfully authenticate an RRset covered by an RRSIG, the resolver **MUST** try all DNSKEYs in this subset until it succeeds to validate the signature using one of the candidate public keys or runs out of keys to try.

Moreover, the DNSSEC key tag is not a cryptographic fingerprint of the public key. Representing an unsigned integer sum over the record data the key tag does not provide a cryptographic collision resistance. In §V we develop an attack we dub "LockCram", which exploits the requirement to associate keys with signatures.

**Resolvers are endorsed to try all signatures.** To support a variety of domain-side key and algorithm roll-over schemes, as well as to increase robustness against cache-induced inconsistencies in the Internet-wide DNS state, resolvers must be tolerant in case individual signatures do not validate. Besides ignoring any RRSIGs, which do not match any authenticated DNSKEY, resolvers are endorsed by specification (SHOULD) to try all RRSIGs covering an RRset until a valid one is found. Only if all signatures fail to authenticate the RRset, the resolver should mark it invalid. When multiple RRSIGs cover a given RRset, [RFC6840, §5.4] suggests that a resolver SHOULD accept any valid RRSIG as sufficient, and only determine that an RRset is bogus if all RRSIGs fail validation.

The explanation in [RFC6840] is that if a resolver adopts a more restrictive policy, there is a danger that properly signed data might unnecessarily fail validation. Furthermore, certain zone management techniques, like the Double Signature Zone Signing Key Rollover method described in [RFC6781, §4.2.1], will not work reliably.

**Resolvers try to authenticate all DNSKEYs with all DS hashes.** The DNSSEC standard is not clear on the requirement of DS hashes authentication. This vagueness left it for developers to decide how to implement the DS validation. We experimentally find that all the resolvers in our dataset validate all the DS hashes.

**RFC-compliant resolvers are vulnerable.** We find experimentally that all the resolvers on our dataset adhere to RFC specifications, validating all signatures with all DNSSEC keys they received from the attack server and validate all DS hashes against all the DNSKEY records. For examples, see the the validation routines in Unbound<sup>5</sup>. In this work we show that these requirements are vulnerable. We develop KeyTrap algorithmic complexity attacks that exploit the specification weaknesses in the association process described above to forge a DNSKEY set of cardinality  $k$ , conforming to a single key tag  $t_k$ , and to create a large number  $s$  of invalid RRSIG records, which all reference these DNSKEYs. In consequence, the resolver needs to check all  $s$  signatures against all  $k$  keys – a procedure with asymptotic complexity in  $O(n^2)$ .

## V. RESOURCE EXHAUSTION ATTACKS

Our attacks consist of a module for sending queries to the target resolver, malicious nameservers and the zonefiles that encode the KeyTrap attack vectors. We exploit algorithmic complexity vulnerabilities in standard requirements to develop different variants of KeyTrap resource exhaustion attacks: KeySigTrap, SigJam, LockCram, and HashTrap. To initiate the attacks our adversary causes the victim resolver to look up a record in its malicious domain. The attacker’s nameserver responds to the DNS queries with malicious record sets (RRsets), according to the specific attack vector and zone configuration.

In the following, we will provide descriptions of all attack vectors. We intentionally only provide abstract descriptions, omitting implementation details of the attacks to not provide a step-by-step tutorial to build malicious zones exploiting KeyTrap. Once discussions with operators confirm that the patches have been widely deployed and widespread exploitation of the vulnerability is unfeasible, we will update this document to provide more in-depth attack explanations.

### A. DNSSEC Setup

The attack vectors are encoded in a zonefile in the domain controlled by the adversary. The zone contains both DNSSEC and benign DNS records. For the attack to be effective, the adversary needs to register a domain under a signed parent.

### B. SigJam (One Key x Many Signatures)

The RFC advises that a resolver should try all signatures until a signature is found that can be validated with the DNSKEY(s). This can be exploited to construct an attack using many signatures that all point to the same DNSSEC key. Using the most impactful algorithm, an attacker can fit 340 signatures in a single DNS response, thereby causing 340 signature validation operations in the resolver until the

resolution terminates by returning a SERVFAIL response to the client.

The SigJam attack is thus constructed by leading the resolver to validate many invalid signatures on a DNS record using one DNS key.

### C. LockCram (Many Keys x One Signature)

Following the design of SigJam, we develop an attack vector, we dub LockCram, that exploits the fact that resolvers are mandated to try all keys [RFC4035] available for a signature until one validates or all have been tried. The LockCram attack is thus constructed by leading a resolver to validate one signature over a DNS record using many ZSK DNSSEC keys.

For this, the attacker places multiple DNS keys in the zone which are all referenced by signature records using the same triple of (name, algorithm, key tag). This is not trivial as resolvers can de-duplicate identical DNSKEY records and their key tags need to be equal<sup>6</sup>. A resolver that tries to authenticate a DNS record from the zone attempts to validate its signature. To achieve that the resolver identifies all the DNSSEC keys for validating the signature, which, if correctly constructed, conform to the same key tag. An RFC-compliant resolver must try all the keys referred to by the invalid signature until concluding the signature is invalid, leading to numerous expensive public key cryptography operations in the resolver.

### D. KeySigTrap (Many Keys x Many Signatures)

The KeySigTrap attack combines the many signatures of SigJam with the many colliding DNSKEYs of LockCram, creating an attack that leads to a quadratic increase of validations compared to the other two attacks.

The attacker creates a zone with many colliding ZSKs and many signatures matching those keys. When the attacker now triggers resolution of the DNS record with the many signatures, the resolver will try the first ZSK to validate all signatures. After all signatures have been tried, the resolver will move to the next key and again attempt validation with all signatures. This continues until all pairs of keys and signatures have been tried. Only after attempting validation on all possible combinations does the resolver conclude that the record cannot be validated and returns a SERVFAIL to the client.

### E. HashTrap (Many Keys x Many Hashes)

The attacker can also exploit hash computations to develop an algorithmic complexity attack. Instead of triggering many signature validations on a DNS record, the attacker can trigger many hash calculations in the resolver, when confirming a key was authorized with an DS entry in the parent zone. Generally, a resolver needs to authenticate the DNSKEY records before using the keys to validate the signatures [RFC4035]. To authenticate the signature over the DNSKEY set, the resolver first needs to find the DNSKEY that matches a DS record in the parent zone. This is exploited in the attack. The attacker creates many unique DNSKEYs and links to them from many DS entries in the parent zone. The resolver has to iterate over

<sup>5</sup>[https://github.com/NLnetLabs/unbound/blob/master/validator/val\\_sigcrypt.c](https://github.com/NLnetLabs/unbound/blob/master/validator/val_sigcrypt.c) lines 641 and 704.

<sup>6</sup>The exact key creation concept is removed from this publication until a later stage.

	Name	Vuln.	Comment
Server Software	Akamai CacheServe	●	Still answers to cached entries
	BIND9	●	Bigger impact due to inefficient key selection
	Knot Resolver	●	Limited DNS key buffer size only allows for 126 DNSSEC keys
	PowerDNS Recursor Unbound	●	-
	Windows Server 2022	●	Retries increase attack duration
	Windows Server 2019	●	Algorithm 15 not supported
	unwind (from OpenBSD7.3)	●	Algorithm 15 not supported
	Technitium	●	Limited msg-buffer size only allows for 15625 validations
	dnsmasq 2.80	●	Limited msg-buffer size only allows for 2500 validations
	stubby 0.4.3	●	-
Service	Cloudflare	●	Confirmed by Developers
	Google	●	Confirmed by Developers
	OpenDNS	●	Confirmed by Developers
	Quad9	●	Confirmed by Developers
Tool	dig 9.16.1	○	No DNSSEC validation
	kdig 2.7.8	○	No DNSSEC validation
	delv 9.16.1	●	Validation logic from Bind9
	DNSViz 0.9.4 (latest)	●	Throws exception after attack
	ldns-verify-zone	●	uses vulnerable ldns library
	kzonechek	●	shipped with Knot DNS authoritative server
	named-checkzone	○	does not validate signatures
Libs	dnspython	●	-
	getdns	●	used by stubby
	ldns	●	-
	libunbound	●	used by Unbound

TABLE I: Vulnerable DNS implementations.

all colliding keys, calculate the hash and compare it to the hash in the DS record. Only after each DS hash in the parent zone has been compared with each key in the child zone will the resolver conclude that it can not find the correct DNSKEY and return a SERVFAIL to the client.

The HashTrap attack is thus constructed by leading the resolver to calculate many hashes for validating many colliding DNSKEYs against many DS hash records. Notice that attack variants, similar to SigJam and LockCram, can also be constructed with the DS hashes instead of signatures. However, hashes are less effective, reducing adversary’s motivation to do that.

## VI. EVALUATION OF THE ATTACKS

Through experimental evaluations we found all the major DNS implementations on our dataset to be vulnerable to KeyTrap attacks. The stalling interval caused by the attacks depends on the specific resolver implementation. Our list of DNS software includes recursive DNS resolvers, public resolvers, DNS tooling, and DNS libraries; see details in Table I. We consider a resolver implementation vulnerable if with a single attack query we achieve at least 5s packet loss at the resolver. We describe the setup, our test methodology, and the cryptographic ciphers we use in our research zonefiles. We then evaluate the effectiveness and the impact of the attacks. An overview over the different DNS resolver components relevant to the attack is given in Table V.

### A. Setup

Unless mentioned otherwise, all evaluations are run on a single CPU core. This allows us to compare between different resolvers with various multi-threading standard configurations. We set up a test environment with a number of components.

**Components.** We set up resolvers and DNS servers in an isolated environment. This ensures that attack requests are not propagated to validating upstream DNS resolvers. We develop scripts for automated dynamic generation of zonefiles and records upon each query, and scripts for automated construction of the DNSSEC chain of trust. Generating the zonefiles dynamically enables us to use a virtually infinite number of zones and records required for testing the attacks, which would have otherwise quickly cluttered the zone files and hampered investigations. The nameservers host the domains used for testing the resolvers and exchanges DNS messages with them according to protocol specifications and specific test semantics. Each test is hosted in a separate subdomain consisting of one or multiple zones. This prevents cache-induced interference between consecutive executions of tests and reduces implementation complexity of the investigations. Test configurations are pre-generated from configuration templates, which we define using a small domain-specific language. This allows efficient variations over the signature algorithms or the specific number of RRSIGs and DNSKEYs in responses, which are provisioned for attacking validation routines. We conduct tests by sending queries to the resolvers, causing them to interact with our nameservers according to the test configurations. When a nameserver receives a query it parses it, matches it against a pre-defined set of rules and generates a response. The rule set is loaded from a configuration file upon startup, and determines which tests can be conducted, as well as the specific test semantics. A "test" specifies, e.g., a set of domains with specific DNSSEC algorithms, numbers of DNSKEYs and signatures over records to validate against these DNSKEYs.

**Transport protocol.** DNS responses are typically delivered over UDP. When DNS responses are too large, e.g., exceeding the EDNS size in EDNS(0) OPT header, the nameservers fall back to TCP to avoid fragmentation. Our attacks can be implemented either over UDP or TCP. We implement TCP as the transport protocol between the resolvers and our nameservers. The maximum size of a DNS message sent over TCP is dictated by [RFC1035], stating that a DNS message over TCP must have a length value prefixed to the message with 2-octets size. Resulting from the size limitation of this field, DNS payload sent in a response from the nameserver to the resolver can have a maximum size of  $2^{16} = 65536$  bytes. Depending on the Maximal Transmission Unit (MTU), this payload will be sent in one or more TCP segments. Therefore, the attack payload (i.e., DNS/DNSSEC records) in a DNS response is limited to 65K bytes.

### B. Identifying Optimal Cipher for Attacks

Different DNSSEC algorithms vary in the mathematical computation logic and the complexity of mathematical operations. Therefore the computation of DNSSEC validation for different algorithms differs in the amount of computation time. This means that the load created by our attacks is determined also by the cryptographic ciphers the adversarial domain uses. DNSSEC generally supports two different algorithm suites<sup>7</sup>: RSA based and Elliptic Curve Cryptography (ECC) based cryptographic algorithms. We evaluate both suites and find that the ECC based cryptographic algorithms exhibit a significantly

<sup>7</sup><https://www.iana.org/assignments/dns-sec-alg-numbers/dns-sec-alg-numbers.xhtml>

Cipher	Keys	Signatures	Validations
ED448	907	454	411 778
ED25519	1 391	696	968 136
ECDSAP384SHA384	589	519	305 691
ECDSAP256SHA256	828	696	576 288
RSA-512	788	696	548 448
RSA-1024	444	413	183 372
RSA-2048	237	228	54 036
RSA-4096	122	119	14 518

TABLE II: Max. DNSKEYs, RRSIGs, and validations per response.

higher load than RSA based algorithms and surpass RSA by over an order of magnitude. This is consistent with previous work [9]. ECC-based algorithms are thus better suited to maximize the impact of our attacks on resolvers. In the following only focus on ECC-based algorithms in the evaluations of the attacks.

### Comparison of computation load of ECC algorithms.

We evaluate if validation of different ECC algorithms results in different processing times on different DNS resolvers. For the evaluation, we set up all major DNS resolvers (see Table III) on an identical hardware machine. We evaluated all resolvers by running a full resolution with 2500 validations. Times were average over 10 attempts to ensure consistency. Measuring the validation time of the message instead of only measuring the validation procedure allows a more accurate view of the behavior of the resolvers for different algorithms, as overall processing times might also be influenced by components outside the validation procedure. The measurements illustrate different processing times between resolvers, indicating differing efficiencies of the implementation. Some efficiency divergence is expected, as a large amount of signature validations on a single RR set is not an expected use-case for resolvers and thus, it is expected that resolvers are not optimized for it. This is clearly visible in the validation times of BIND9, which supersede the other resolvers due to an inefficient implementation of key selection in the case of colliding keys.

The table illustrates that all resolvers take the longest validation time for signature created with algorithm 14, ECDSA Curve P-384/SHA-384. Thus, algorithm 14 is the most suited for the attacks on all resolvers, achieving maximum impact with the available maximum buffer size. Using the 384bit key size of algorithm 14, and constructing the theoretical minimal size DNS message transporting the keys, an attacker could fit up to **589 colliding DNS keys into a single DNS message**. Similarly, using minimal DNS overhead, an attacker could fit up to a maximum of **519 signatures into a single DNS message**. Thus, with one resolution request with algorithm 14, an attacker could theoretically trigger **589\*519 = 305691 signature validations** in the DNS resolver, leading to significant processing effort on the resolver. Table II shows the theoretical maximum values for all commonly supported DNSSEC algorithm. Theoretical maxima are calculated by choosing the minimum possible size for all fields in the DNS message. In practice, the exact value of signatures and keys that can fit into a single message is limited by the attacker setup. Besides the raw bytes of the signature or key, DNSSEC messages contain additional information of varying size, esp. the signer name, leading to the lower number of attack records in a real-world attack setup. In our evaluation setup, we make a conservative approximation on the practical size of the fields in the messages, using 582 DNSSEC keys per message and

Name	Alg 13	Alg 14	Alg 15	Alg 16
Unbound	172	<b>996</b>	880	364
BIND9	888	<b>2448</b>	460	628
Knot	232	<b>496</b>	164	456
Akamai	219	<b>976</b>	209	392
PowerDNS	153	<b>924</b>	840	628

TABLE III: Validation time per signature in  $\mu$ s.

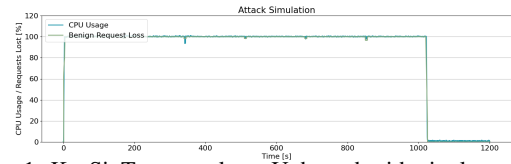


Fig. 1: KeySigTrap attack on Unbound with single request.

340 signatures per message.

### C. Effectiveness of the Attacks

To evaluate the attacks, we setup all the resolvers to query a malicious domain signed with algorithm 14. During the evaluations, we use a benign DNS client that requests ten unique DNS entries per second from the investigated resolver and logs received replies. We choose a 5s timeout for benign requests, i.e., benign requests to the resolver that are not answered after 5s are considered to have no value to the benign user and are therefore considered lost. This timeout is consistent with DNS tooling like dig (5s)<sup>8</sup>, Windows DNS tools (1s-4s), and glibc (5s)<sup>9</sup>.

**KeySigTrap.** Evaluating KeySigTrap, we set up a zonefile with 582 colliding DNSSEC keys and 340 signatures. We illustrate the impact of the attack on Unbound in Figure 1. As can be seen in the plot, once the attacker triggers a single DNS request, the KeySigTrap attack payload in the DNS response causes the CPU usage on the resolver to increase to 100% due to a large load in validating the signatures. While busy validating signatures, the resolver does not answer any benign requests, leading to 100% lost benign requests until the resolver finishes the validation, which takes about 1014s. Thus, a single attacker request causes a 1014 seconds long complete DoS of the resolver. We measured all investigated DNS resolvers on an identical setup. The results in Table IV show that all resolvers are heavily affected by a single request and stalled for a substantial amount of time. However, the stalling duration differs significantly between resolvers. Akamai, PowerDNS and Stubby all take about 3 minutes to validate the signatures. The reason is that they use similar cryptographic implementations, validating through all key-signature pairs until they return a SERVFAIL to the client. However, we observed three notable outliers in the impact of the attack.

*Unbound* is DoSed approximately six times longer than the other resolvers. The reason is the default re-query behavior of Unbound. In a default configuration, Unbound attempts to re-query the nameserver five times after failed validation of all signatures. Therefore, Unbound validates all attacker signatures six times before returning a SERVFAIL to the client. This explains the extended DoS of Unbound compared to the

<sup>8</sup><https://linux.die.net/man/1/dig>

<sup>9</sup><https://linux.die.net/man/5/resolv.conf>

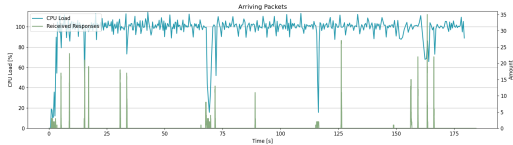


Fig. 2: SigJam attack with 10 req/s.

other resolvers. Disabling default re-queries, we find Unbound is DoSed for 176s on a single KeyTrap request.

*BIND9* is the second major outlier. The resolver is stalled for over 16h with a single attacker request. Investigating the cause for this observation, we identified an inefficiency in the code, triggered by a large amount of colliding DNSSEC keys. The routine responsible for identifying the next DNSSEC key to try on a signature does not implement an efficient algorithm to select the next key from the remaining keys. Instead, it parses all keys again until it finds a key that has not been tried yet. The algorithm does not lead to inefficiencies in normal operation with a small amount of colliding keys. But when many keys collide, the resolver spends a large amount of time parsing the keys and selecting the next key, extending the duration of the DoS to 16h.

*Knot* is slightly less affected by the attack than the other resolvers. Evaluating the attack on Knot shows that the resolver has a limited buffer size for DNSSEC keys, limiting the number of keys per request to 126 keys. This results in a shorter DoS duration on Knot. However, the impact of the attack on Knot is still substantial with a 56s DoS from a single attack request.

In the following, we will show the impact of SigJam, LockCram, and HashTrap on the resolvers, illustrating how to similarly achieve maximum DoS of the resolver.

**SigJam.** Achieving full DoS with any attack other than KeySigTrap requires more than a single attacker request. To evaluate SigJam, we send 1 attack response per second to the resolver, containing the 340 (the maximum amount of) signatures in one DNS response. Using 340 signatures per request, we steadily increase the amount of attacker's requests until we observe no increase in lost benign queries. As illustrated in Figure 2, 10 req/s cause a severe load on the resolver, leading to 75% lost benign traffic. The reason for intermediate responses to benign queries is I/O when the resolvers wait for new signatures. This also explains why we do not see improvement in effectiveness of the attack with more malicious requests. The resolver still needs to conduct I/O operations, hence intermediate requests get processed.

**LockCram.** We evaluate the LockCram attack using 582 keys of algorithm 14 on Unbound. The attack starts with 1 attacker request per second. We increase the rate of attack until we see no increase in lost benign requests. At 10 attack req/s, we achieve full DoS of the resolver, with  $\approx$  99% loss of benign requests, see Figure 3. The figure illustrates that the validation of the signature against all colliding keys results in 100% utilization of the CPU. In contrast to SigJam, we do not see intermediate replies while the attack is running. The reason is that LockCram attack requires much lower I/O effort than SigJam. In the first attack request of the evaluation, the resolver needs to download and validate the RRSet containing

all colliding keys. In subsequent requests, the resolver already has the keys stored and only needs to download one signature. Thus, the resolver spends much less time idling during the attack, preventing it from answering benign requests while waiting for attack I/O.

**HashTrap.** We evaluate the HashTrap attack using digests of type 2 (SHA256) as it requires the largest amount of time to compute on a 64-bit system. Since the calculation time of the hashes does not depend on the key size, we chose the smallest possible DNSSEC keys, fitting as many keys as possible in one DNS message and thereby maximizing the number of hash calculations. The smallest key size of common DNSSEC algorithms is given by algorithm 15, using 256-bit keys. Using 256-bit keys, this allows us to fit 1357 DS records, and 1357 DNS keys in one attack request, resulting in  $1357 * 1357 = 1.841.449$  hash calculations per request.

We start the evaluation with 1 attack request per second and increase the rate until we observe no increase in lost benign requests at 2 attack requests per second. As can be seen in Figure 4 the attack leads to 98% lost benign request. The 2% queries still answered are again caused by I/O operations of the resolver, allowing it to answer some benign queries.

#### D. Effect on Inbound/Pending DNS Packets

When resolvers are stalled from our attacks, they cannot process pending requests nor respond to clients queries, even for records that can be responded from the cache. We find that a query that arrives during the time that a resolver is stalled is generally not discarded but is placed in a buffer for later processing. In normal operation, the resolver continuously reads requests from the buffer and processes them, either by replying from cache or with a recursive DNS resolution. During a KeyTrap attack, resolvers are stalled in validation and do not process new requests. The requests are stored in the OS buffer, which eventually fills up to its bounds, resulting in loss of subsequent inbound packets.

Notice that packets may also get lost even if the buffer is not full. We find that PowerDNS discards old packets by default. When depleting the OS UDP buffer after the attack is over, PowerDNS discards any packets older than 2s. This means that during the KeyTrap attack, any benign request arriving at PowerDNS earlier than 2s before the end of the attack does not get answered. If the OS buffer fills up more

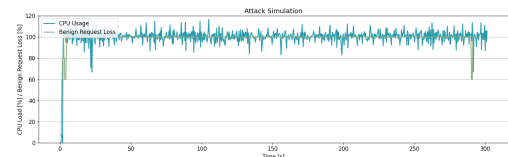


Fig. 3: LockCram attack with 10 req/s.

Name	DoS Duration
Unbound	1014s
BIND9	58632s
Knot	51s*
Akamai	186s
PowerDNS	170s
Stubby	184s

TABLE IV: DoS duration with single attack request.

\*Knot has a limited buffer for DNSSEC keys (126 keys), allowing for a smaller attack payload.

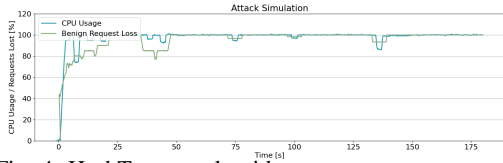


Fig. 4: HashTrap attack with two requests per second.

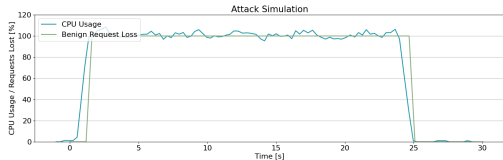


Fig. 5: Impact on benign requests to Unbound under attack.

than 2s before the attack is over, the OS drops the packets that PowerDNS would still answer to, resulting in PowerDNS not sending out any replies to benign requests after the attack is over.

### E. Effect on Clients

We also monitor the responses sent by the resolver to a benign DNS client during the attack. The client continuously requests unique un-cached records from the tested resolver and logs when it receives an answer. With this setup, we can evaluate if the resolver still answers to benign requests while busy validating the signatures from the attack request.

The impact is illustrated in Figure 5. In Unbound as well as in all other resolvers we investigated, the resolver does not answer to client requests while busy validating the signatures of the attacker request. This can be seen in the graph, showing the amount of answers the client receives over time. Once the attack request is sent at two seconds, the resolver stops answering to any benign requests. Only after it finishes processing the attacker request, the resolver again answers to benign queries at around 25s. The graph illustrates that the impact of the attack is severe, as it results in a full DoS of the resolver while the attack is running.

### F. Multi-Threading

Multi-threading is supported by all major DNS resolvers and influences how KeyTrap attacks affects their response behavior. To investigate the influence of multi-threading, we set up all resolvers with multi-threading enabled. Figure 6 illustrates the influence of multi-threading on the attack. When using additional threads, the resolver is still able to answer to some benign requests, even while busy validating the signatures. Code review shows that the resolvers do not consider the load on a thread when performing scheduling, which explains why approximately half of the requests are

Resolver	Buffer Fills	Discard packets	Resp. cached	Retries	Processing Order	Multithread
Unbound	Y	N	N	5	Mesh	Internal (L/I)
BIND9	Y	N	N	0	Mesh	Internal (L/I)
PowerDNS	Y	Y	N	0	Mesh	Internal (L/I)
Knot	Y	N	N	0	Seq.	OS (L/I)
Stubby	Y	N	N	0	Mesh	OS (L/I)
Akamai	N	N	Y	0	Mesh	Internal (L/D)

TABLE V: Components in resolvers.

L/I: Load-Independent, L/D: Load-Dependent.

still scheduled on a thread that is busy validating signatures. These requests are lost. Answering benign requests while validating signatures extends the duration that the resolver takes to complete validation by a short amount, in the case of Unbound by about 20s. Note that due to inherent pseudo-randomness in the scheduling of requests to the threads, and the scheduling of different threads to run by the OS, a small fluctuation of the percentage of lost requests can be observed in the graph. We observe similar fluctuations in all resolvers. We find one resolver, Cacheserve by Akamai, that does not lose parts of its traffic when multi-threading is deployed. The reason is that it considers thread load in the allocation of new requests to worker threads, leading to no lost benign requests while Cacheserve has open threads not busy validating attack signatures.

The attacker can circumvent the supposed protection from multi-threading by sending multiple requests to the resolver. In the case of Akamai, the scheduling algorithm that considers the load of threads still allows the attacker to fill all threads with the attack. Since every new attacker request will be scheduled to a free thread, the attacker only needs to send as many attacker requests as there are threads in Cacheserve. No request will be scheduled to an already busy thread. In contrast, for all other resolvers, the success of the attack is influenced by the pseudo-random scheduling algorithm. Since allocation of requests to threads is not known to the attacker, the attacker needs to send more requests than there are threads in victim resolver to ensure all threads are hit, even if the scheduling algorithm, by chance, schedules multiple attack requests to the same thread. In the case of fully random scheduling, the average amount of attack requests needed to fill all victim threads can be calculated by  $E = n \times \sum_{i=1}^n \frac{1}{i}$  where  $n$  is the number of threads in the resolver. Since schedulers are usually optimized to distribute systematically to the threads, the real world average number of requests required to hit all threads will generally be lower than the random value. The effect of sending multiple queries can be seen in Figure 7. The graph shows a scenario where the attacker sends five attacker requests to an instance of Unbound running with five worker threads on five CPU cores. As seen in the graph, the five requests do not suffice to saturate the threads, as one threads remains active in replying to benign queries, leading to approximately 80% lost requests. The fact that two attacker requests were scheduled to the same thread can be observed in the second half of the plot. While the validation finishes in three threads, reducing the rate of lost requests by 60%, one thread continues validating signatures for almost twice as long, indicating that two requests were scheduled to a single thread.

These observations show that multi-threading is no sufficient protection against the attack, as the attacker, when sending a sufficient amount of attack requests, can hit all threads of the resolver, leading to a comprehensive DoS of the resolver. It also illustrates that one attack request is not sufficient for a complete DoS of the resolver when multi-threading is used.

### G. Cached Entries

DNS resolvers implement a cache to answer recently requested entries without recursive resolution. This greatly improves efficiency of the resolver, as certain domains are



Fig. 6: KeyTrap attack on Unbound with 1 request and 2 threads.

requested more frequently, like domains of commonly used websites. However, since all the resolvers, except Cacheserve, handle replies to cached entries on the same thread as recursive resolution and validation, caching does not mitigate the attack. In contrast, since Cacheserve implements a separate thread for answering cached entries, the effect of the attack is partially mitigated.

#### H. Continuous KeySigTrap Attack

Using the insights gained from the previous sections, we construct a continuous attack on resolvers. In the initial phase of the attack, the attacker sends multiple KeySigTrap requests simultaneously. Sending multiple requests ensures that the resolver gets stalled for a substantial amount of time and, in the case of multi-threading, all threads get hit with an attack and are busy validating signatures. The DNS implementations we tested in this work use 2-6 resolution threads, depending on the resolver and the size of the deployment. Creating a real-world scenario, we thus evaluate our continuous attack on an Unbound instance running with 4 resolution threads.

The requests should be timed in such a way that new requests are always already in the buffer once a request from the previous batch finishes. Using the validation time of a single attack request in Unbound, not considering re-tries, we find a single request approximately stalls a thread for about 176s (see Table IV). We choose an interval half of this duration. We further send 12, three requests per thread of the resolver, to ensure all validation threads are hit with the attack. The attack uses the following steps:

1. Send a batch of 12 initial attack requests
2. Wait 1s to ensure the batch has been read
3. Send a batch of 12 follow-up attack request + a buffer filler
4. Wait 90s
5. Go back to 3.

The result of this attack is plotted in Figure 8. The attack achieves a complete DoS of the resolver for the entire 2h measurement duration, with 99.999% of benign requests lost. All 4 processor cores continuously run on 100% CPU utilization, validating the signatures. The attacker only requires traffic of 13 request per 90s, i.e., on average one request every 6.9s. This attack rate is low enough to prevent any rate-limiting mechanisms from blocking follow up attacker requests in a real-world setting.

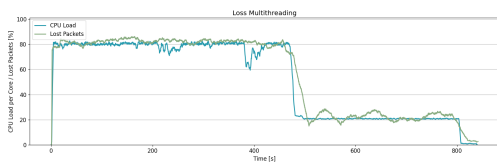


Fig. 7: KeyTrap attack on Unbound with 5 requests and 5 threads.

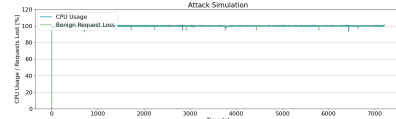


Fig. 8: Continuous KeyTrap attack on 4-threaded Unbound.

This evaluation demonstrates that KeySigTrap is a practical attack, achieving a continuous DoS even on a multi-threaded resolver. Even a small-scale attacker can exploit KeySigTrap to fully stall DNS resolution in the resolver for other clients for an indefinite amount of time.

## VII. THE PATH TO MITIGATIONS

The detrimental impact of KeyTrap attacks if exploited in the wild on vulnerable resolvers necessitated patches before knowledge of the flaws and our attacks becomes public. We have thus been closely working with the developers of DNS resolvers since November 2, 2023 on developing mitigations against our attacks. We initiated the disclosure process on November 2, 2023, following which a group was formed of 31 participants, consisting of vendors of DNS software, operators of DNS/Cloud/CDN, and IETF experts. The group communicated over a closed DNS OARC channel established for disclosure and mitigations of our attacks. We describe the timeline of disclosure and mitigations in Figure 9 with more details in Appendix, §VII-D.

The immediate short-term recommendations to mitigate an ongoing attack are to temporarily disable DNSSEC or to serve stale data. Serving stale data to improve DNS resiliency was proposed in [RFC8767]. Vendors that decide to implement this should make sure to return stale data from a separate thread, not the one that also does the DNSSEC validation, otherwise the resolvers remain stalled. Temporarily disabling DNSSEC validation in resolvers would help remediate an ongoing attack. However, this would also expose clients and resolvers to threats from DNS cache poisoning. Worse, an adversary could abuse this fallback to insecure mode as means to downgrade the DNSSEC protection.

We worked with the DNS developers to integrate systematic mitigations into their software. In the following, we describe the succession of proposed patches, showing how we evaluated and circumvented their protection against KeyTrap. The process illustrates the challenges in mitigating such powerful attacks as KeyTrap attacks and variants of it. We also present the first working solution that will be published, in variations, as patches for all major DNS resolvers. The operators of the open DNS resolvers have already deployed patches. The releases of patches for DNS software have been scheduled by the different vendors to be deployed between end of January and beginning of February. It is important to note that these patches all disobey the Internet standard in certain aspects, including the number of validations they are willing to do, to protected against the flaws within the standard.

### A. Patch-Break-Fix DNSSEC

Agreeing on which patches to deploy required a number of iterations. The developers were reluctant to make substantial changes, and rather aimed at patches that would mitigate

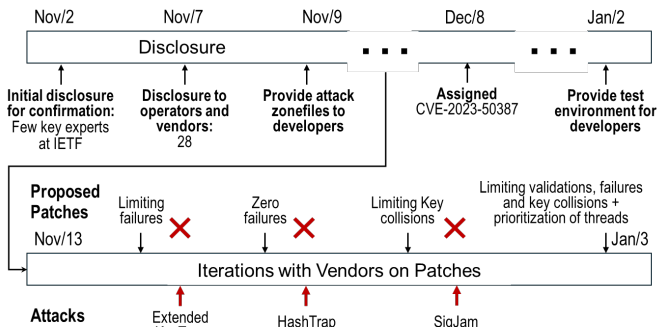


Fig. 9: Disclosure and patch/break/fix timeline.

the attacks with minimal changes. This is understandable, since complex patches required more extensive testing over longer time periods to confirm that they do not introduce new flaws, are interoperable with other mechanisms, and do not incur failures in the wild. Nevertheless, developing quick patches turned into a lengthy iterative process, during which the vendors developed patches that we broke, which were subsequently fixed, following with new patches. We illustrate the timeline of the disclosure and the patch-break-fix iterations with the vendors in Figure 9. We next explain the patches and our attacks against them.

**Limiting failures.** The initial “immediate” mitigation was to limit the maximum amount of validation failures per resolution. It was first implemented by Akamai, with a limit of 32 on the number of failed validations, then BIND9, which limited the failures to 0 and Unbound, with a limit of 16 failures. We found the limitation not to be an effective mitigation against the worst of our attacks. If each query is limited in the number of failures it is allowed to result in, the failures can be spread across multiple queries. To demonstrate this, we extended the KeyTrap attack (presented in §V-D) so that the signature validations are distributed across multiple queries, such that each query causes the resolver to perform 32 signature validations. Thus instead of creating multiple validations with a single query we sent multiple queries. In a setup with Akamai DNS resolver instance, 150 requests per second cause the CPU to get stalled. This showed that the chosen limit of 32 validation failures was not strict enough.

**Zero failures.** The strictest patch on the cryptographic failures was implemented by BIND9, returning SERVFAIL after a single cryptographic failure, hence removing the need to check for collisions at all. Although allowing 0 failed validations prevents the KeyTrap attack, it does not mitigate hash collision attack with HashTrap (§V-E). HashTrap causes the resolver to perform a very large amount of hash calculations. Experimentally, using 10 requests per second, we showed that HashTrap inflicts DoS on the patched instance of BIND9 resolver. The evaluation is plotted in Figure 10: As can be seen, during the attack against the patched BIND9 instance more than 72% of benign requests are lost. We observe that most benign requests get dropped. This variant of the attack shows that merely limiting the amount of signature validation failures is not a resilient mitigation against our DoS attacks.

**Limiting key collisions.** A patch by Akamai, in addition to limiting the signature validation failures, also limited the

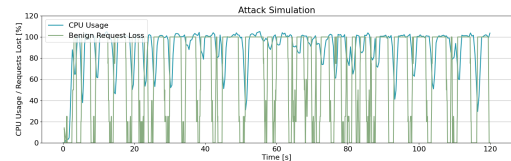


Fig. 10: HashTrap attack on patched BIND9 with 10req/s.

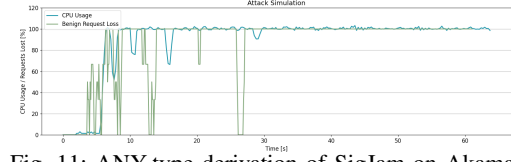


Fig. 11: ANY-type derivation of SigJam on Akamai.

key tag collisions in DNS responses to contain at most 4 keys with colliding tags. We find that limiting key tag collisions to 4 will not impact normal operation of the resolver. Using data from the Tranco Top1M domains, we deduce that only two of the about 60,000 signed zones have colliding DNSKEYS, with no zone using more than two colliding keys.

Limiting key tag collisions proved successful in protecting against HashTrap. The combination of both patches was nevertheless still vulnerable to the SigJam attack (§V-B). The attack works with a single DNSSEC key and many signatures, but requires no signature validation failures, thereby circumventing the protection in the patch. We use ANY type responses, which contain many different record sets, each signed with a different signature. We can create arbitrary numbers of different record sets, so that on the one hand the number of signatures is maximized, and on the other hand, the response still fits into one DNS packet. We vary over the *type* number field on an A-type record to create a large number of small, unallocated-type record sets, each covered by an individual, valid signature. The resolver first validates all the signatures on the records. Since all signatures are valid, the resolver does not fail from the imposed limit on validation failures and instead continues the validation until all signatures on the records in the ANY-type response have been checked. We found this attack to be effective against all patches that limit cryptographic failures. The success of the attack on a patched Akamai is illustrated in Figure 11. In the evaluation, the attacker sends 4 ANY type requests per second, a rate at which the attacker is able to completely DoS the resolver after a few seconds. Running the attack for 60s, we were able to achieve over 90% lost benign queries. The attack can thus DoS the resolver, circumventing the patch. The attack that exploits ANY-type responses illustrates that limiting only the cryptographic failures is not a sufficient mitigation against the complexity attacks.

**Limiting all validations.** The first working patch capable of protecting against all variants of our attack was implemented by Akamai. Additionally to limiting key collisions to 4, and limiting cryptographic failures to 16, the patch also limits total validations in ANY requests to 8. Evaluating the efficacy of the patch, we find the patched resolver does not lose any benign request even under attack with > 10 requests per second. Illustrated in Figure 12, the load on the resolver does not increase to problematic levels under the ANY type attack with 10 req/s,

and the resolver does not lose any benign traffic. It thus appears that the patch successfully protects against all variations of KeyTrap attacks. Nevertheless, although these patches prevent packet loss, they still do not fully mitigate the increase in CPU instruction load during the attack. The reason that the mitigations do not fully prevent the effects of the KeyTrap attacks is rooted in the design philosophy of DNSSEC. Notice however that we are still closely working with the developers on testing the patches and their performance during attack and during normal operation.

### B. Improving Resilience of Architecture

To understand the impact of the attacks on various DNS functionality, including caching, pending DNS requests or inbound DNS packets from the clients as well as from the nameservers, we perform code analysis and evaluations. Our observations from the analyses can be used to enhance the robustness to failures and attacks of implementations:

**Multi-threading.** Using code analysis and experimental evaluation of the multi-threading architecture of the DNS implementations, we find that load of processes is generally not considered in scheduling new DNS requests, leading to substantial loss of requests even if not all threads of a resolver are busy. Further, we find resolvers do not consider the computational effort of a given request, leading to loss of benign requests, if a single request creates a large load on the resolver. We contribute the architectural recommendation that resolvers should de-prioritize DNS requests that cause substantial computational load, allowing the resolver to still answer benign clients even under attacks.

**OS buffers.** We find that the resolvers generally only deplete the OS UDP buffer after a batch of tasks has been finished. This causes the buffer to fill up when the resolver is busy, leading to lost benign requests. We recommend to adapt the architecture of resolvers to allocate a separate thread for reading from the OS buffer and placing pending requests in a dynamic internal buffer.

**Thread for cached records.** Further, since many benign queries by users can be answered from cache, additionally allocating a separate thread for answering to cached entries can reduce the impact of stalling of resolution threads.

### C. Implementation Challenges

The experience we made working with the developers on designing and evaluating the patches showed that the vulnerabilities we found were challenging to patch. We not only showed that patches could be circumvented with different variants of our attack, but also discovered problems in the implementations themselves. We provide here examples from two major implementations: Knot and BIND9. During the

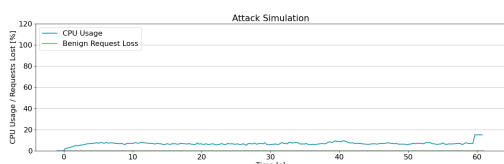


Fig. 12: ANY type attack with 10req/s on patched Akamai.

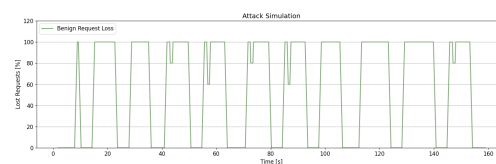


Fig. 13: KeyTrap against patched Knot.

evaluations we found that a patch for Knot, that was supposed to limit requests to 32 failed validations per resolution, was not working as intended. While the patch reduced the number of validations resulting from a single attacker request, it did not sufficiently protect against an attacker sending multiple requests in a short time frame. With 10 attacker requests per second, the patched Knot implementation dropped over 60% of benign queries, as shown in Figure 13. We traced the bug to be a broken binding, which the developers fixed in the subsequent iterations of patches.

The second example is a problematic patch in BIND9. While evaluating the patch with 10 requests per second to the patched resolver, we found that after about 70s the resolver would consistently crash, causing 100% loss of benign queries. This bug was also communicated to developers and fixed in later patches.

### D. Timeline Disclosure

In the following, we describe the timeline of disclosure to indicate how the vulnerability was reported and how we worked with the experts from industries to find solutions for the problems that we discovered.

**02.11.2023** Initial disclosure to key figures in the DNS community. Both confirm that KeyTrap is a severe vulnerability, requiring a group of experts from industry to handle.

**07.11.2023** Confidential disclosure to representatives of the largest DNS deployments and resolver implementations, including Quad9, Google Public DNS, BIND9, Unbound, PowerDNS, Knot, and Akamai. The group of experts agrees that this is a severe vulnerability that has the potential to cut off internet access to large parts of the Internet in case of malicious exploitation.

A confidential chat-group is established with stakeholders from the DNS community, including developers, deployment specialists and the authors. The group is continuously expanded with additional experts from the industry to ensure every relevant party is included in the disclosure. Potential mitigations are discussed in the group.

**09.11.2023** We share KeyTrap zonefiles to enable developers to reproduce the attack locally, facilitating the development of mitigations

**13.11.2023** Akamai presents the first potential mitigation of KeyTrap by limiting the total amount of validation failures to 32.

**23.11.2023** Unbound presents its first patch, limiting cryptographic failures to a maximum of 16, without limiting collisions.

**24.11.2023** BIND9 presents the first iteration of a patch that forbids any validation failures.

**08.12.2023** An umbrella CVE-ID, CVE-2023-50387, is assigned to the KeyTrap attacks.

**02.01.2023** After discussions with developers, we find some

have problems recreating the attack in a local setup. We thus provide them an updated environment with a DNS server to ease local setup and further facilitate testing of patches.

**03.01.2023** BIND9 presents the second iteration of a patch, limiting validation failures.

**03.01.2024** Our newly implemented DS-hashing attack proves successful against all mitigations not limiting key collisions, including BIND9 and Unbound, and is disclosed to the group.

**16.01.2024** Our ANYTYPE attack circumvents the protection from limiting colliding keys and limiting cryptographic failures.

**24.01.2024** The first working patch is presented by Akamai. Other resolvers are implementing derivations of the countermeasures to protect against the attacks.

## VIII. CONCLUSIONS

Our work revealed a fundamental design problem with DNS and DNSSEC: Strictly applying Postel's Law to the design of DNSSEC introduced a major and devastating vulnerability in virtually all DNS implementations. With just one maliciously crafted DNS packet an attacker could stall almost any resolver, e.g., the most popular one, BIND9, for as long as 16 hours.

The impact of KeyTrap is far reaching. DNS evolved into a fundamental system in the Internet that underlies a wide range of applications and facilitates new and emerging technologies. Measurements by APNIC [10] show that in December 2023, 31.47% of the web clients worldwide used DNSSEC-validating resolvers. Therefore, our KeyTrap attacks have effects not only on DNS but also on any application using it. An unavailability of DNS may not only prevent access to content but risks also disabling security mechanisms, like anti-spam defenses, Public Key Infrastructure (PKI), or even inter-domain routing security like RPKI or rover [11], [12], [13], [14].

Since the initial disclosure of the vulnerabilities, we have been working with all major vendors on mitigating the problems in their implementations, but it seems that completely preventing the attacks requires to fundamentally reconsider the underlying design philosophy of DNSSEC, i.e., to revise the DNSSEC standards.

## REFERENCES

- [1] Y. Afek, A. Bremler-Barr, and S. Stajner, "{NRDelegationAttack}: Complexity {DDoS} attack on {DNS} recursive resolvers," in *32nd USENIX Security Symposium (USENIX Security 23)*, pp. 3187–3204, 2023.
- [2] M. Carvalho, J. DeMott, R. Ford, and D. A. Wheeler, "Heartbleed 101," *IEEE security & privacy*, vol. 12, no. 4, pp. 63–67, 2014.
- [3] D. Everson, L. Cheng, and Z. Zhang, "Log4shell: Redefining the web attack surface," in *Workshop on Measurements, Attacks, and Defenses for the Web (MADWeb) 2022*, 2022.
- [4] M. Kühner, T. Hupperich, C. Rossow, and T. Holz, "Exit from hell? reducing the impact of {Amplification}{DDoS} attacks," in *23rd USENIX security symposium (USENIX security 14)*, pp. 111–125, 2014.
- [5] R. van Rijswijk-Deij, A. Sperotto, and A. Pras, "Dnssec and its potential for ddos attacks: a comprehensive measurement study," in *Proceedings of the 2014 Conference on Internet Measurement Conference*, pp. 449–460, 2014.
- [6] J. Bushart and C. Rossow, "Dns unchained: amplified application-layer dos attacks against dns authoritatives," in *Research in Attacks, Intrusions, and Defenses: 21st International Symposium, RAID 2018, Heraklion, Crete, Greece, September 10-12, 2018, Proceedings 21*, pp. 139–160, Springer, 2018.
- [7] G. C. M. Moura, S. Castro, W. Hardaker, M. Wullink, and C. Hesselman, "Clouding up the internet: how centralized is DNS traffic becoming?," in *Internet Measurement Conference*, pp. 42–49, ACM, 2020.
- [8] Y. Afek, A. Bremler-Barr, and L. Shafir, "{NXNSAttack}: Recursive {DNS} inefficiencies and vulnerabilities," in *29th USENIX Security Symposium (USENIX Security 20)*, pp. 631–648, 2020.
- [9] R. van Rijswijk-Deij, K. Hageman, A. Sperotto, and A. Pras, "The performance impact of elliptic curve cryptography on dnssec validation," *IEEE/ACM transactions on networking*, vol. 25, no. 2, pp. 738–750, 2016.
- [10] "Dnssec validation capability metrics," December 01, 2023. <https://stats.labs.apnic.net/dnssec/XA>.
- [11] A. Karim, S. Azam, B. Shanmugam, K. Kannoopatti, and M. Alazab, "A comprehensive survey for intelligent spam email detection," *IEEE Access*, vol. 7, pp. 168261–168295, 2019.
- [12] U. Maurer, "Modelling a public-key infrastructure," in *Computer Security—ESORICS 96: 4th European Symposium on Research in Computer Security Rome, Italy, September 25–27, 1996 Proceedings 4*, pp. 325–350, Springer, 1996.
- [13] T. Chung, E. Aben, T. Bruijnzeels, B. Chandrasekaran, D. Choffnes, D. Levin, B. M. Maggs, A. Mislove, R. v. Rijswijk-Deij, J. Rula, et al., "Rpki is coming of age: A longitudinal study of rpki deployment and invalid route origins," in *Proceedings of the Internet Measurement Conference*, pp. 406–419, 2019.
- [14] J. Gersch and D. Massey, "Rover: Route origin verification using dns," in *2013 22nd International Conference on Computer Communication and Networks (ICCCN)*, pp. 1–9, IEEE, 2013.