

PhiAttack

Rewriting the Java Card Class Hierarchy

Jean Dubreuil¹ and Guillaume Bouffard^{2,3}

¹ Serma Safety & Security, Pessac, France,
j.dubreuil@serma.com

² National Cybersecurity Agency of France (ANSSI), Paris, France
guillaume.bouffard@ssi.gouv.fr

³ Information Security Group, DIENS
École Normale Supérieure, CNRS, PSL University, Paris, France

Abstract. Compiling Java Card applets is based on the assumption that `export` files used to translate Java class item to Java Card CAP tokens are legitimate. Bouffard *et al.* [2] reversed the translation mechanism. Based on malicious Application Programming Interface (API) embedded in a target, they succeeded in making a man-in-the-middle attack where cryptographic keys can leak.

In this article, we disclose that, on a pool of legitimate `export` files, Java Card Virtual Machine (JCVM) implementations can be confused by a CAP file verified by the Java Card Bytecode Verifier (BCV). The disclosed vulnerability leads to Java Card class hierarchy rewriting. The introduced vulnerability is exploitable up to Java Card 3.0.5. Recently, Java Card 3.1.0 provides a new `export` file format which prevents this vulnerability.

Keywords: Java Card, BCV, Inheritance tree

1 Introduction

Java Card platform [14] is the most used technology embedded in secure components [13]. Java Card is a lightweight version of Java for resource-constrained devices as secure components. Therefore, such secure component embeds a virtual machine, which interprets application bytecodes already romized with the operating system or downloaded after issuance. Due to security reasons, the ability to download code into the card is controlled by a protocol defined by GlobalPlatform [7].

To build a Java Card application, an image of the targeted Java Card Virtual Machine (JCVM) implementation is required. This image gives information about the available Application Programming Interface (API) and the class hierarchy. In this article, we focus on how class inheritance is translated during the compilation process and loaded in a JCVM platform. We show this process can be corrupted to redefine the class-tree hierarchy which leads to execute malicious code.

1.1 Java Card Security Model

To install an applet on the Java Card platform, one must implement it in Java language and then build it within Java compiler (`javac`) to obtain Java `class` files. Those `class` files are not designed to be embedded in a resource-limited device. Indeed, the Java `class` files are executed as is by the Java Virtual Machine (JVM) where references are resolved by name; it is very costly in both execution time and memory space. The translated Java `class` files are named the CAP (for Converted APplet) file.

To run a Java applet on resource-constraint devices, the adopted solution is to translate reference name to token during a step made by the Java Card converter⁴. If the `class` file to convert implements features that can be used by other applications, a Java Card `export` file is also generated. The `export` file contains, for each Java reference name element, the associated token embedded on the device. Therefore, `export` files are also used by the bytecode converter during the translation process. After this translation, Java Card files are checked by the Bytecode Verifier (BCV) which statically verifies the compliance to the Java Card security rules. There is a unique CAP file by converted package, and it is signed to ensure its integrity and authenticity. On the device, the GlobalPlatform [7] layer verifies the CAP file signature. This part is described on the left part of Figure 1.

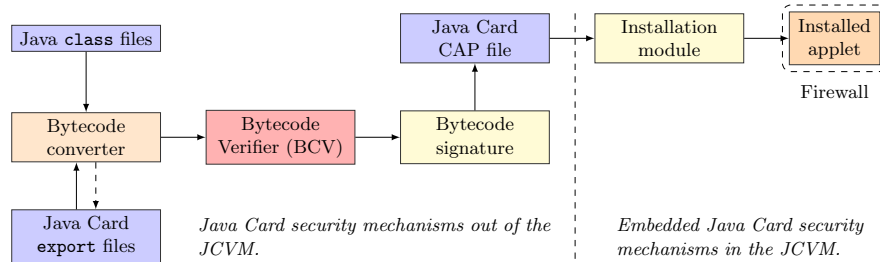


Fig. 1. Java Card security model.

After obtaining and signing the applet CAP file, the applet developer needs GlobalPlatform loading keys to load his applet or library. During the installation process, on the right part of Figure 1, an embedded security module checks some security elements. The installed applet runs in its context segregated by the Java Card Firewall. It ensures that applet accesses only its data or specific shared features.

⁴ The Java Card converter is included in the Java Card SDK available on the Oracle's website: <https://www.oracle.com/fr/java/technologies/java-card-tech.html>

1.2 State-of-the-art Java Card Platform Security

The Java Card platform implementation security has been thoroughly studied against software [1, 3, 4, 5, 8, 9, 10, 12, 17] attacks. Those attacks are implementation dependent and they are prevented by a BCV. The Java Card protection profile [15] requires the usage of a BCV to check the applet compliance from Java security rules.

How the BCV checks CAP files has been analysed in [6,11]. Lancia *et al.* [11] shows that the BCV does not verify the correctness of information stored twice in the CAP file. Based on this missing check, they succeed in breaking the JCVM sandbox by executing ill-formed bytecodes from BCV verified applet. This vulnerability was corrected in the BCV provided in the Java Card 3.0.5u3 toolchain.

To check the correctness of CAP files, the BCV analysis relies on `export` files used during the CAP file conversion. If an `export` file contains wrong information – information which does not correspond to the targeted JCVM – a vulnerability may occur. Disclosed by Mostowski *et al.* [12], using wrong `export` files, they succeed in making a type confusion upon a BCV-verified applet. Moreover, Bouffard *et al.* [2] succeed a Man-in-the-Middle attack based on malicious `export` files to extract cryptographic secrets. In their attack, they must install a backdoored API on a targeted JCVM and provide `export` files to link applet to this malicious API. Those `export` files replace the Java Card cryptographic API. On the targeted JCVM platform, the backdoored API makes interface with the legitimate Java Card cryptographic API and saves each key generated. However, this attack is interesting but hard to realize in practice: the attacker must force its victim to use corrupted `export` files whereas it is expected that any application developer use `export` files from Oracle's development kit.

1.3 Contribution

In this article, we generalise Bouffard *et al.*'s work [2] where we corrupt the Java Card class hierarchy. We succeed in confusing the CAP file import mechanism to force the targeted JCVM platform to use our Java class hierarchy instead of the legitimate one. As token resolution relies on runtime verification, our attack is not detected by a BCV. Therefore, we exploit the token resolution mechanism to execute malicious code on JCVM platform where each installed CAP file are checked by an up-to-date BCV.

Our contribution has been initially performed on Java Card specification 3.0.5 [14] as there is no publicly known product implementing a higher specification version. Therefore, in the paper, we use the BCV provided by the Java Card SDK 3.0.5.

We notice that the latest available Java Card SDK is the 3.1.0u5 version [16]. However, when writing this article, there is not product that implements this version.

This article is organized as follows: Section 2 describes the Java Card import mechanism in order to introduce the PhiAttack explained in Section 3. A discussion on how to counteract this attack is in Section 4. Section 5 concludes this article.

2 Java Card Import Mechanism

This section explains how imported packages are referenced in CAP and `export` files in order to introduce the exploited vulnerability.

When an application needs to call some methods from an external API, for instance the Java Card standard API, runtime must first import the package or the class containing this method. Importing classes and packages in Java Card is performed similarly to Java standard syntax as shown in Listing 1.1.

Listing 1.1. SimpleImportExample class description.

```
1 package simple;
2
3 import javacard.framework.*; // Importing the whole package
4 import javacard.framework.JCSystem; // Importing only one class
5
6 public class SimpleImportExample {
7     public byte publicField;
8     private byte privateField;
9     protected byte protectedField;
10    byte packageField;
11
12    public static short getVersionExample() {
13        // Use one of the imported features
14        return JCSystem.getVersion();
15    } }
```

As explained in Section 1.1, outputted by the Java Card toolchain, the CAP file contains application information to be executed as is by the JCVm. The `export` file has everything required to use public features provided to other applications. Therefore, the `export` file shares public application names and associated tokens.

2.1 Import Mechanism from the CAP File Point of View

The CAP file contains information to call the external methods. We now focus on `JCSystem.getVersion()` method (Listing 1.1, line 14) to understand CAP file import mechanism.

The `Import` and the `ConstantPool` components are used by the `Method` component when calling the `JCSystem.getVersion()` method as shown in Listing 1.2.

Listing 1.2. A simple.cap file partial view.

```
1 Import Component
2   A0000000620001 // java/lang
3   A0000000620101 // javacard/framework
```

```

4
5 ConstantPool Component
6 // 0
7   staticMethodRef 0.0.0()V; // java/lang/Object.<init>()V
8   // 1
9   staticMethodRef 1.8.9()S; // javacard/framework/JCSystem.getVersion()S
10
11 // ...
12
13 Method Component
14
15   .method public static getVersionExample()S 1 {
16     .stack 1;
17     .locals 0;
18
19     L0: invokestatic 1 // javacard/framework/JCSystem.getVersion()S
20     sreturn;
21   }

```

In the `Import` component (Listing 1.2, lines 1 to 3), two packages are listed: `java.lang`, indexed at 0 and `javacard.framework`, indexed at 1. Even if not explicitly imported in the Java source file, the `java.lang` package is automatically imported by the compiler.

All the imported packages are referenced by their corresponding Application Identifier (AID) value. In the `ConstantPool` component, the `JCSystem.getVersion()` method is referenced in the second entry, Listing 1.2, line 9. Value `1.8.9` is interpreted as followed:

- 1 represents the second imported package (there, `javacard.framework`),
- 8 represents the class token (`JCSystem`)
- and 9 the method token (`getVersion()`).

Class and method tokens are defined in the `export` file of `javacard.framework` package. Finally, the `invokestatic` bytecode references the second entry of the `ConstantPool` component, indicating to the JVM where it can find the method to call.

2.2 Import Mechanism from the export File Point of View

Considering Listing 1.1, the obtained `export` file contains the declaration of:

- the `SimpleImportExample` class and reference to its super classes (in this case, only `Object` class),
- the `publicField` and `protectedField` fields. The `export` file contains: `public`, `protected`, `static` and `final` field declarations
- and the `getVersionExample()` method. As well as the fields, the `export` file contains `public`, `protected`, `static` and `final` method declarations.

In this example, we have seen that `export` file does not list the imported `javacard.framework` package. However, a package can publicly expose features that it had previously imported. This happens, for instance, when inheriting and in this case, the `export` file will trace the imported packages.

Listing 1.3. The `InheritingImportExample` class.

```
1 package inheriting;
2
3 import javacard.framework.ISOException;
4
5 public class InheritingImportExample extends ISOException {
6     public InheritingImportExample(short reason) {
7         super(reason);
8     } }

```

In Listing 1.3, a class inheriting from `ISOException` is defined at line 5. After converting this class, the CAP file will import the `javacard.framework` package as explained for Listing 1.2, based on the AID value. The `export` file will contain supplementary information because the `InheritingImportExample` class exposes all the public tokens from the `ISOException` class. Therefore, the following items are found in the `export` file:

– all the super classes of `InheritingImportExample`: in order, we have:

1. `ISOException`,
2. `CardRuntimeException`,
3. `RuntimeException`,
4. `Exception`,
5. `Throwable`
6. and `Object`.

– all the inherited public methods from these classes: `setReason()`, `getReason()` and `equals()`.

Unlike in the CAP file, imported tokens in `export` file are referenced using their fully qualified names. For instance, the `ISOException` class is defined by the `ConstantPool` entry shown in Listing 1.4.

Listing 1.4. Partial view of `inheriting` package `export` file.

```
1 tag    : 01 (cp_utf8_info)
2 length: 00 1f
3 utf8_bytes[]: javacard/framework/ISOException

```

In this Section we have seen how imported packages are referenced in CAP and `export` files. In some cases, the imported package is simultaneously defined in both files. However, an asymmetry exists as the CAP file references imported packages from their AID values while the `export` file references them using their fully qualified names.

The BCV may not be able to ensure that the AID used in the CAP file corresponds to the package name used in the `export` file and this may lead to inconsistencies as explained in the next Section.

3 PhiAttack

On Java Card platforms, every package is identified by a unique AID value. Actually, nothing prevents an application developer to create its own package with the same name as an already existing package, as long as the assigned AID

value to this package is not already used by another one. At compilation and runtime, this is accepted: the BCV is able to identify and discriminate the two packages ensuring that the packages are properly used and the JCVM interprets bytecode from the content of CAP files that import packages with their AID.

3.1 Setting-up the Attack

Let's consider an application developer that creates two packages, both named `library` but each one has a different AID, as shown in Listing 1.5 and Listing 1.6. Each package contains a class, named `Phi`, with a method named `doSomething()`. However, this method signature is different from one package to another. The difference is highlighted in **red and underline**.

Listing 1.5. `library` package with DEADBEEF01 AID.

```
package library;

public class Phi {
    public void doSomething() {
        // ...
    }
}
```

Listing 1.6. `library` package with DEADBEEF02 AID.

```
package library;

public class Phi {
    public short doSomething() {
        // ...
    }
}
```

In the Java source code, one cannot import both versions of the `library` package at the same time. As each package has the same name, the compilation process cannot distinguish one from the other. However, this can be achieved by forging a CAP file that imports these packages, from their AIDs. Even if such a construction cannot be obtained in a common way, it will be, however, accepted by the BCV. In this case, the BCV properly handles the two packages and it is able to differentiate the two `Phi` classes. Such a construction is quite weird but is actually allowed.

A third package named `proxy` is described in Listing 1.7. It imports `library` package. At compilation time, only the `library` package defined in Listing 1.5 is given to the Java Card toolchain. Therefore, the CAP file of `proxy` package imports `library` with DEADBEEF01 AID. The `PhiProxy` class only inherits from the `Phi` class. Therefore, the `export` file of `proxy` package references the `library.Phi` class and the `doSomething()` method with the correct signature (return type is `void`).

Listing 1.7. `proxy` package

```
package proxy;

import library.*;

public class PhiProxy extends Phi {}
```

A last package, named `exploit`, is created and described in Listing 1.8. This package imports two packages: `library` and `proxy`. At compilation time, the `library` package defined in Listing 1.6 is provided at the Java Card toolchain. Therefore, the CAP file of `exploit` imports `library` with DEADBEEF02 AID. In

doExploit() method, Listing 1.8 line 7, an instance of PhiProxy is created and its reference is saved in a variable of type Phi. Finally, the doSomething() is called.

Listing 1.8. exploit package

```

1 package exploit;
2
3 import library.*;
4 import proxy.*;
5
6 public class Exploit {
7     public void doExploit() {
8         PhiProxy proxyInstance = new PhiProxy();
9         Phi phiInstance = proxyInstance;
10        short result = phiInstance.doSomething();
11    } }

```

Figure 2 shows the UML diagram of these packages in order to synthesise a global view of the dependencies between them.

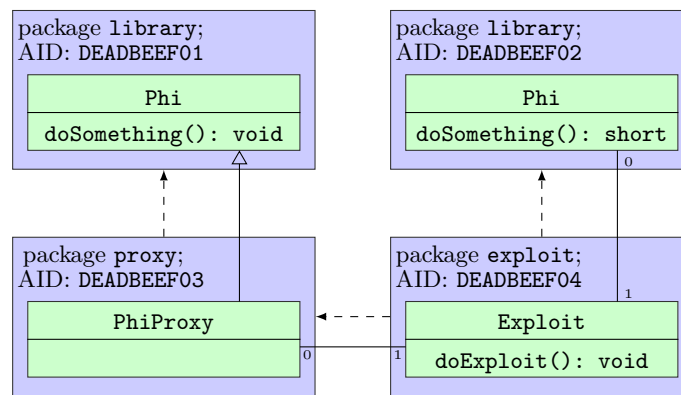


Fig. 2. UML diagram of PhiAttack.

The four packages described in this section are checked by the BCV. The obtained result is: 0 error and 0 warning.

3.2 Understanding PhiAttack

Two processes must be studied here, 1) the analysis performed by the BCV on CAP and export files of exploit package and 2) the execution flow of doExploit() method at runtime.

On the one hand, to verify the exploit.cap file, BCV makes checks as introduced in Figure 3. In the doExploit method in Listing 1.8, three parts are critical:

1. At line 8, an instance of `PhiProxy` is created. The obtained reference is stored in a variable of the same type. On Figure 3, the BCV checks this instruction `new 0` by resolving token 0 (①) and reads the `ConstantPool` entry 0 to obtain `proxy.PhiProxy` type (②) in `proxy export` file.
2. At line 9 the previously stored reference is copied in a variable of type `Phi`. The compiler translates this operation by `aload` and `astore` instructions and it does not insert `checkcast` instruction as `PhiProxy` type is a sub-class of `Phi`. From the BCV, type is ensured; `aload` instruction pushes a `PhiProxy` instance on operand stack and `astore` instruction pops a `Phi` instance from operand stack. There, the BCV validates the operation because it finds the mother class `Phi` from `library` package with `DEADBEEF02` AID. At this state of the verification, the BCV cannot know that the actual mother class is in package with `DEADBEEF01` AID. At runtime, as there is no `checkcast` instruction, no cast verification is performed.
3. At line 10, the `doSomething()` method is called on an instance of type `Phi`. On Figure 3, to call this method, the `invokevirtual 1` instruction is checked by the BCV. To verify this method call, the BCV resolves token 1 (③). to obtain `library.Phi.doSomething()` method signature (④) in `library export` file.

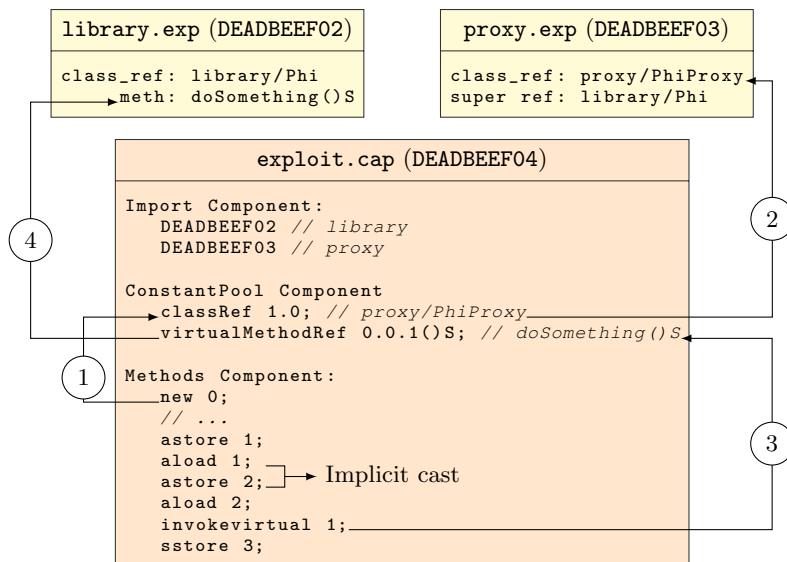


Fig. 3. BCV view when verifying `exploit.cap` file.

During the verification, the BCV performs its checks based on `export` files content:

- proxy export file states that PhiProxy inherits from a class called library.Phi. The missing information here is that this class must come from library package with DEADBEEF01 AID.
- library export file with DEADBEEF02 AID states that it contains a class named library.Phi. When verifying exploit package, the BCV only considers this library package based on the Import component of exploit.

On the other hand, at runtime, the JCVm tries to resolve the doSomething virtual method upon the invokevirtual 1 instruction. To do this, the class hierarchy is browsed until finding the method token. Due to the similar construction, the doSomething() methods of both library packages have the same method token value.

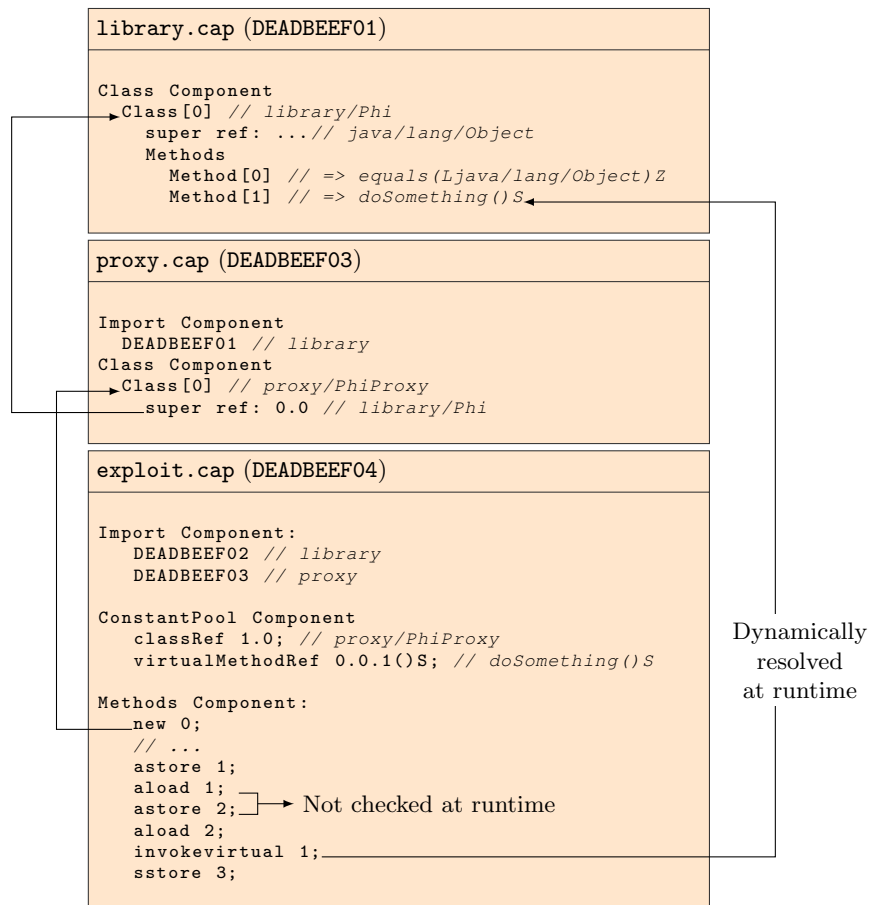


Fig. 4. Runtime view when executing exploit.cap.

From the JVM point of view, Figure 4, the actual class hierarchy of the currently accessed `Object` class:

`PhiProxy` → `Phi` (from `library` package with DEADBEEF01 AID) → `Object`.

Therefore, when interpreting the `invokevirtual` instruction, the found method is the one from `library` package with DEADBEEF01 AID: this method returns nothing (`void` type).

In line 10 in Listing 1.8, when returning from `doSomething()` method, a value is expected from the stack to store it in variable called `result`. During runtime, as the called method returns nothing the value is popped from an empty stack: a stack underflow is obtained.

This whole construction is allowed by the BCV because of the asymmetry in the import mechanism described in Section 2. In this Section, a stack underflow is demonstrated as example but various kinds of exploitation are described in Section 3.3.

3.3 Variations and Exploitation of Such an Attack

We have seen in Section 3.2 that a stack underflow attack can be performed using a specific construction that induces errors in the BCV import resolution. Using the same principle, a stack overflow attack can also be performed, by switching the two `library` packages.

The same principle can also be applied on the Java Card standard API. For instance, the attacker can create its own `javacardx.crypto` package with its own `Cipher` class (containing for instance methods with a different signature than expected). Using a `proxy` package in which a class inherits from the attacker's `Cipher` class, the principle described in Section 3.2 applies.

A type confusion attack can also be performed by replacing for instance Listings 1.5 and 1.6 by Listings 1.9 and 1.10. Indeed the `confusion()` method from package with DEADBEEF01 AID will be called instead of the other one, transforming the `short` argument in a reference type.

Listing 1.9. `library` package with DEADBEEF01 AID for type confusion.

```
package library;

public class Phi {
    public Object confusion(Object o){
        return o;
    }
}
```

Listing 1.10. `library` package with DEADBEEF02 AID for type confusion.

```
package library;

public class Phi {
    public Object confusion(short s) {
        return null;
    }
}
```

This can even be performed with the `Object` class itself, in `java.lang` package. This allows to redefine a complete class hierarchy (with `Exception` and all the Java Card standard API). However, it must be noted that defining `Object` class in a CAP file leads to set very specific values in some structures of the CAP. For instance, the `super_class_ref` field of `class_info` structure in `Class` component has value `0xFFFF`. This value induces errors during CAP file loading

on many public Java Card platforms. These errors suggest that the loader of such products is not designed to load a new Java Card class hierarchy root.

In Section 3.1, the two `Phi` classes have the same structure: they both inherit from `Object` and they both have the same number of public methods. However, if the number of public methods is different, calling a method in the `exploit` package may result in calling an actually non-existing method. Depending on the JCVM implementation, runtime may have several reactions, but overflow in the `public_virtual_method_table` is very likely to happen.

However, the `Phi` attack principle is not a full attack path by itself. Indeed the obtained overflow/underflow must still be exploited on a targeted device with a specific payload. Many state-of-the-art attacks [1, 3, 4, 5, 8, 9, 10, 12, 17] are detected by the BCV. Combined with `Phi` attack principle, these attacks become full exploitations that disclose sensitive assets without being detected by the BCV.

4 Discussion on Countermeasures

Our contribution was performed on Java Card specifications 3.0.5. However, when packages described in Section 3.1 are checked by the BCV provided by the Java Card 3.1.0 toolchain, the following log is obtained:

Listing 1.11. BCV log on proxy package

```
INFOS: [v3.1.0] Off-Card Verifier
INFOS: Export file library\javacard\library.exp is in an older export file
       format. Please update the export file to format 2.3.
INFOS: Export file proxy\javacard\proxy.exp is in an older export file format
       . Please update the export file to format 2.3.
INFOS: Verifying CAP file proxy\javacard\proxy.cap
INFOS: Verification completed with 0 warnings and 0 errors.
```

As stated in Section 3.1, the BCV raises no warning and no error, validating the CAP and `export` files. However, information about `export` files version is returned.

Indeed only `export` files in version 2.2, specified in [14], have been used. Version 2.3 is described in [16]. Nevertheless, `export` files in version 2.2 are still accepted by the BCV 3.1.0 as valid format, with only an information indicating that a new format is available.

Version 2.3 of `export` file format adds supplementary information in the file. Among modifications, a new structure is added containing the AID value, the minor and major version of each package referenced in the `export` file. The AID value is the missing information that prevented the BCV to detect the attack attempted in Section 3.1. Therefore, when `export` files are generated in version 2.3, the construction shown in Section 3.1 is successfully detected by the BCV as malformed.

Before loading one or several CAP files in a Java-Card based product, the latest version of the BCV must be executed in order to ensure that the loaded code is not malicious. However, more than just running the BCV, the entity performing the verification should also check that `export` files provided are in version 2.3. Ensuring the version is 2.3 allows to detect potential malicious applications to be loaded.

5 Conclusion

We show in this article how a missing information in the `export` file allows an attacker to abuse the BCV checks during packages import resolution. This could lead an attacker to execute malicious pieces of code within a verified application allowing to potentially break the Java Card security model.

This kind of issue can be countered by denying the use of `export` file format older than 2.3 even if the latest BCV version still accepts `export` files in 2.2 version.

The identification of this missing information in `export` files allowing to attack Java Card products opens perspective and potential future work on finding other kind of information that would be completely or partially missing.

Following our responsible disclosure policy, as far as we know, all the Java Card platform developers concerned by this vulnerability were informed before the publication of this paper.

6 Acknowledgments

A very special thanks to my wife, Marie-Philomène Dubreuil, who accompanied me during all these hours of work on this research topic. This attack is named after her.

Jean Dubreuil

References

1. Guillaume Bouffard, Julien Iguchi-Cartigny, and Jean-Louis Lanet. Combined software and hardware attacks on the java card control flow. In *Smart Card Research and Advanced Applications - 10th IFIP WG 8.8/11.2 International Conference, CARDIS 2011, Leuven, Belgium, September 14-16, 2011, Revised Selected Papers*, pages 283–296, 2011.
2. Guillaume Bouffard, Tom Khefif, Jean-Louis Lanet, Ismael Kane, and Sergio Casanova Salvia. Accessing secure information using export file fraudulence. In Bruno Crispo, Ravi S. Sandhu, Nora Cuppens-Boulahia, Mauro Conti, and Jean-Louis Lanet, editors, *2013 International Conference on Risks and Security of Internet and Systems (CRiSIS), La Rochelle, France, October 23-25, 2013*, pages 1–5. IEEE, 2013.

3. Guillaume Bouffard and Jean-Louis Lanet. Reversing the operating system of a java based smart card. *J. Computer Virology and Hacking Techniques*, 10(4):239–253, 2014.
4. Guillaume Bouffard and Jean-Louis Lanet. The ultimate control flow transfer in a java based smart card. *Computers & Security*, 50:33–46, 2015.
5. Emilie Faugeron. Manipulating the frame information with an underflow attack. In *Smart Card Research and Advanced Applications - 12th International Conference, CARDIS 2013, Berlin, Germany, November 27-29, 2013. Revised Selected Papers*, pages 140–151, 2013.
6. Emilie Faugeron and Sebastien Valette. How to hoax an off-card verifier. *e-smart*, 2010.
7. GlobalPlatform. *Card Specification*. GlobalPlatform Inc., 2.2.1 edition, January 2011.
8. Samiya Hamadouche, Guillaume Bouffard, Jean-Louis Lanet, Bruno Dorsemaine, Bastien Nouhant, Alexandre Magloire, and Arnaud Reygnaud. Subverting byte code linker service to characterize java card api. In *Seventh Conference on Network and Information Systems Security (SAR-SSI)*, pages 75–81, May 22rd to 25th 2012.
9. Samiya Hamadouche and Jean-Louis Lanet. Virus in a smart card: Myth or reality? *Journal of Information Security and Applications*, 18(2-3):130–137, 2013.
10. Julien Lancia. Java card combined attacks with localization-agnostic fault injection. In *Smart Card Research and Advanced Applications - 11th International Conference, CARDIS 2012, Graz, Austria, November 28-30, 2012, Revised Selected Papers*, pages 31–45, 2012.
11. Julien Lancia and Guillaume Bouffard. Java card virtual machine compromising from a bytecode verified applet. In *Smart Card Research and Advanced Applications - 14th International Conference, CARDIS 2015, Bochum, Germany, November 4-6, 2015. Revised Selected Papers*, pages 75–88, 2015.
12. Wojciech Mostowski and Erik Poll. Malicious code on java card smartcards: Attacks and countermeasures. In *Smart Card Research and Advanced Applications, 8th IFIP WG 8.8/11.2 International Conference, CARDIS 2008, London, UK, September 8-11, 2008. Proceedings*, pages 1–16, 2008.
13. Oracle. Java Card Technology – Providing a secure and ubiquitous platform for smart cards. Technical report, Oracle, Security Evaluations, Oracle Corporation, 500 Oracle Parkway, Redwood Shores, CA 94065, 2012. www.oracle.com/technetwork/java/embedded/javacard/documentation/datasheet-149940.pdf.
14. Oracle. *Java Card 3 Platform, Virtual Machine Specification, Classic Edition*. Number Version 3.0.5. Oracle, Oracle America, Inc., 500 Oracle Parkway, Redwood City, CA 94065, 2015.
15. Oracle. Java card system – open configuration protection profile. Protection Profile version 3.0.5, Oracle, Security Evaluations, Oracle Corporation, 500 Oracle Parkway, Redwood Shores, CA 94065, December 2017.
16. Oracle. *Java Card 3 Platform, Virtual Machine Specification, Classic Edition*. Number Version 3.1. Oracle, Oracle America, Inc., 500 Oracle Parkway, Redwood City, CA 94065, 2021.
17. Tiana Razafindralambo, Guillaume Bouffard, and Jean-Louis Lanet. A friendly framework for hiding fault enabled virus for java based smartcard. In *Data and Applications Security and Privacy XXVI - 26th Annual IFIP WG 11.3 Conference, DBSec 2012, Paris, France, July 11-13, 2012. Proceedings*, pages 122–128, 2012.